

EN: Warnings

Don't drop, disassemble or attempt to repair the charger by yourself.
 Don't expose to any heat source.
 Keep out of reach of children.
 Don't use in the presence of flammable gas.

NL: Waarschuwing

Probeer de lader niet zelf te repareren of te demonteren.
 Niet blootstellen aan een warmtebron.
 Buiten bereik van kinderen houden.
 Niet gebruiken in de aanwezigheid van brandbaar gas.

DE: Achtung

Versuchen Sie nicht, den Solar Lader selbst zu reparieren.
 (Garantieverlust)
 Verwenden Sie das Gerät nicht in der Nähe von brennbaren Gasen oder Flüssigkeiten
 Halten Sie das Gerät fern von Hitzequellen.
 Ausser Reichweite von Kindern halten.

FR: Attention

Ne pas faire tomber ou démonter ou tenter de réparer le produit soi-même.
 Ne pas poser le chargeur solaire près d'une source de chaleur.
 Tenir hors de portée des enfants
 Ne pas utiliser en présence de gaz inflammables

IT: ATTENZIONE

Non usare vicino ad una fiamma.
 Non modificare la struttura o disassemblare
 Smettere di utilizzare immediatamente nel caso si sentano odori strani, calore, o strani rumori provenire dallo stesso.
 Non lasciar giocare i bambini.
 Usare solo in luoghi asciutti.
 Riciclare l'apparato secondo le norme vigenti nella nazione di utilizzo.

CZ: UPOZORNENÍ

Neupustte, nerozobírejte, ani se nepokoušejte spravit nabíječku sami.
 Nevystavujte tepelným zdrojům.
 Uchovávejte mimo dosah dětí.
 Nepoužívejte v blízkosti hořlavých plynů.

SK: Upozornenia

Neupustite, nerozoberajte, ani sa nepokúšajte opraviť nabíjačku sami.
 Nevystavujte tepelným zdrojom.
 Uchovávajte mimo dosahu detí.
 Nepoužívajte v blízkosti hoľavých plynov

SE: varning

Tappa inte, ta inte isär eller försök reparera laddaren själv
 Utsätt inte för värme.
 Förvaras utom räckhåll för barn.
 Använd ej i närheten av lättantändlig gas.

ES: Atención

No dejar caer el producto.
 Evitar el contacto con el agua o fuente de humedad.
 No exponer la alimentación a una fuente de calor.
 Mantenga fuera del alcance de los niños.
 No utilizar en presencia de fuentes o gas infl amables

* THIS MANUAL IS AVAILABLE IN DIFFERENT LANGUAGES ON OUR WEBSITE

Hoofdveste 19
 3992 DH Houten
 The Netherlands
 T: + 31 (0) 30 635 4800
 F: + 31 (0) 30 635 4801
 www.xtorm.eu



Portable Power Bank USB

AL420 Power Bank Xtreme 9000 mAh



- Thank you for purchasing our product
- Dank u voor de aankoop van ons product
- Vielen Dank, dass Sie sich für unser Produkt entschieden haben
- Merci d'avoir acheté notre produit
- Grazie per aver acquistato questo prodotto
- Děkujeme vám za zakoupení tohoto výrobku
- Ďakujeme vám za zakúpenie tohto výrobku
- Tack för att du köpt vår produkt

Box contains

MICRO USB CABLE

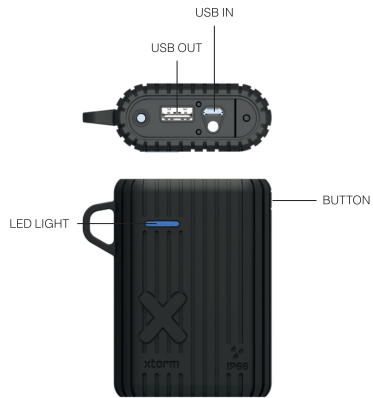


POWER BANK

Specifications:

Battery:	9000mAh
Battery type:	Li-ion
Input:	5V/2A
USB output:	5V/2.1A
Dimensions:	91x65x22.5mm
Weight:	220grams
LED battery indication:	Yes
Charging time:	4-5 hrs
Charging time Mobile equipment:	1-4 hrs

1. Product overview




2. QUICK START / First use

PRE CHARGED All Xtorm chargers are pre-charged. You can instantly start charging your mobile device.

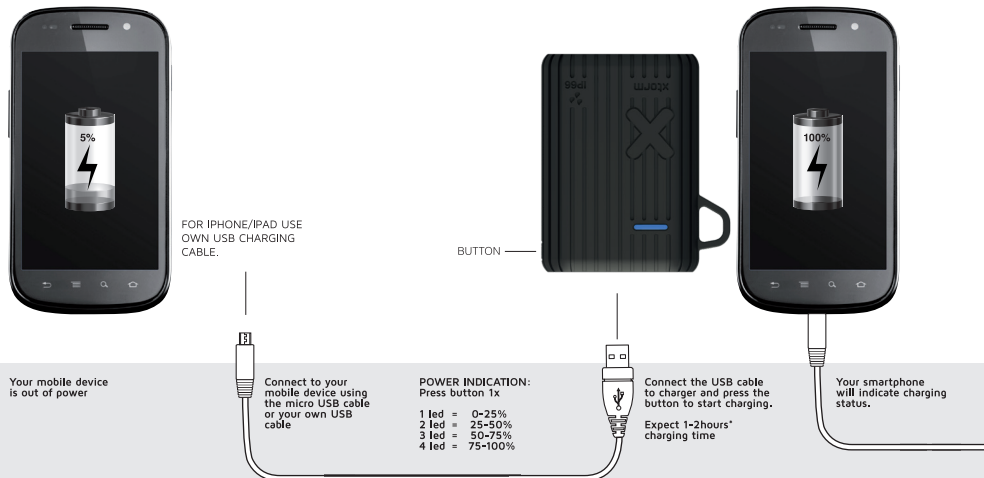


3. Charge the Power Bank by USB or A/C



4. Charge your mobile device

Did you know?
 1 x short press = Battery status + USB Charging activate
 1 x long press = USB Charging functionality on/off
 2x short press = Flashlight on/off



5. Using the flashlight



2 short presses on the button will turn the flashlight on or off.

6. Waterproof rating



WATERPROOF TAB

IP66 WATER PROOF

IP66 Enclosure: Protected from total dust ingress and high pressure water jets from any direction.

Make sure that the orange tab is closed (press firmly on the tab before exposing to water.)
 After exposure to water please dry the Power Bank well before opening the orange tab or using the Power Bank.

* By ideal conditions.