

RIFLES / MAUI / NEXT TIDE

500 tide locations



RIFLES / MAUI / NEXT TIDE

English P.3

Français P.9

Español P.15

German P.21

Portuguès P.27

日本 P.33

Indonesia P.38

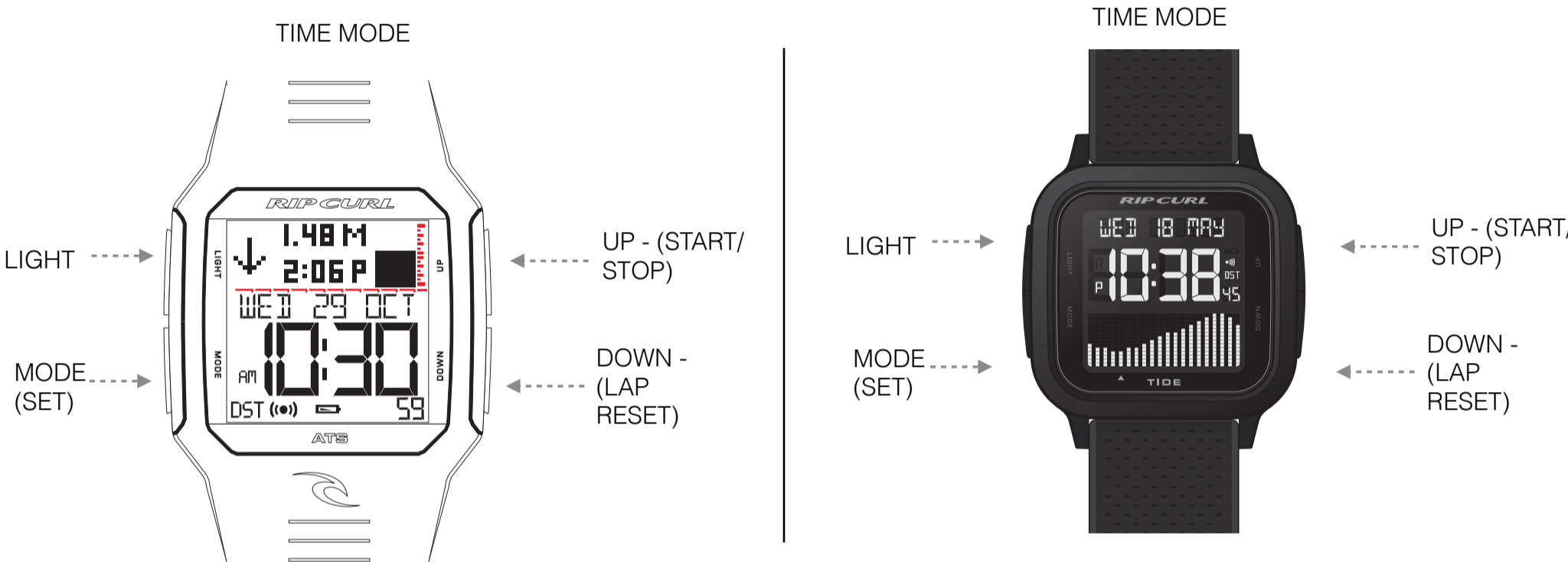
RIFLES / MAUI / NEXT TIDE

500 LOCATIONS

Congratulations on your purchase of a new RIP CURL TIDE watch. Your watch has been specifically designed to help you score the best surf. Loaded with programmed tide information, future tide function, timer, stop watch, alarms, light...enjoy!

WATCH NAVIGATION

- Press the MODE button to view MENU. Use UP & DOWN to scroll through the menu options.
- Press MODE to select TIME, TIDE, CHRONO, TIMER or ALARM mode.



TIME AND DATE SETTING

- Ensure you are in TIME mode.
- HOLD MODE/SET in for 2 seconds to enter setting.
- Press MODE/SET to advance through Hour, Minute, Seconds, Year, Month, Day/date, Date format, 12 or 24 hr format, and Feet or Meters.
- Press UP to increase. Press DOWN to decrease.
- Time will set once you advance through all selections.

DAYLIGHT SAVINGS TIME (DST) SETTING

- Ensure you are in TIME mode.
- HOLD the UP button in for 5 seconds and your watch will automatically adjust to Daylight Savings Time. DST icon will appear in the bottom left corner of your watch.

NOTE: At the start and end of DST season you MUST use the DST function as it corrects the current time, and TIDE time to be DST correct.

RIFLES / MAUI / NEXT TIDE

TIDE SETTING

- Press the MODE button to view MENU. Use UP & DOWN buttons to scroll to TIDE menu item.
- Press MODE to select to TIDE MODE. (WAIT FOR BEACH NAME TO STOP SCROLLING)
- HOLD MODE/SET in for 3 seconds to enter beach setting.
- To toggle between REGIONS use UP & DOWN. When you find desired region press MODE/SET.
- Use UP & DOWN to toggle through to your desired COUNTRY. Press MODE/SET to lock in your country.
- Use UP & DOWN to toggle to desired BEACH.
- Press MODE/SET to save selected beach.
- Once you set your beach you can use UP & DOWN to toggle through all tide information for today as well as past and future tides.

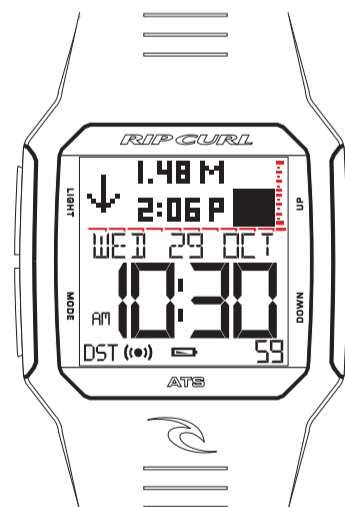
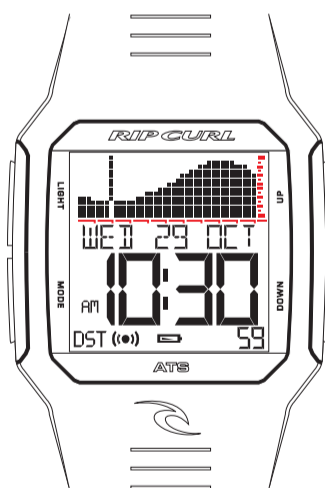
Customizable Tide Display

- In TIME MODE press UP & DOWN to switch between Detailed View or Graph View
- Graph View - 'At-a-glance' tide display is scaled for each unique location and clearly illustrates spring and neap tides. Actual tide heights are displayed 8 hours into the future and 2 hours into the past.
- Detailed View - Clearly displays current tide height and direction, including the numeric time and numeric height of next tide.

GRAPH VIEW



DETAILED VIEW



← Next Tide Height

← Next Tide Time

NEXT TIDE WATCH - SPOT X ANY TIDE FUNCTION

Spot X function only available in Next Tide watch. Use Spot X if there are no programmed tide locations for your area.

- In tide setting procedure scroll to SPOT X location.
- Follow watch prompts and set your locations high tide time for today. (find your local high tide time on local website or in newspaper.)
- Spot X is now set.

RIFLES / MAUI / NEXT TIDE

CHRONOGRAPH (STOP WATCH) SETTING

- Press MODE/SET and toggle UP/DOWN to select to CHRONO.
- Press UP. START/STOP to start or stop the chronograph.
- Press DOWN. LAP/RESET to time laps while the chronograph is running.
- To reset the Chrono, make sure the Chronograph timer is stopped, Then hold DOWN. LAP/RESET for 3 seconds.

TIMER (COUNTDOWN TIMER) SETTING

- Press MODE/SET and toggle UP/DOWN to select to TIMER.

Your watch timer is preset to 20 minutes, but can be adjusted to count down from 23hr 59minutes. Once the timer hits zero an alarm will sound for 20 seconds and the counter will start to count upwards.

- Press UP. START/STOP to start or stop the Timer.
- HOLD DOWN. LAP/RESET for 2 seconds to reset the Timer.

ADJUSTING TIMER TIME

- HOLD MODE/SET for 3 seconds, the hour digits will appear and flash. Use UP & DOWN. to select the hour you want.
- Press MODE/SET, the minutes will flash. Use UP & DOWN. to select the minutes required.
- Press MODE/SET to confirm the time set.

ALARM SETTING

- Press MODE/SET to select to ALARM.
- HOLD MODE/SET in for 3 seconds to enter alarm setting. The hour digits will flash. Use UP & DOWN. to select the hour you want.
- Press MODE/SET, the minutes will flash. Use UP & DOWN. to select the minute you want.
- Press MODE/SET to confirm the alarm set.
- Press UP & DOWN to turn the alarm icon on or off.

POWER SAVE FUNCTION

- In TIME MODE hold DOWN for 10 seconds to turn off your watch. Press any key to wake up.

BATTERY SYMBOL

- When your watch battery is running low a battery symbol will appear on your watch screen.

BEACH LIST

ASIA PACIFIC

AUSTRALIA

QUEENSLAND

WEIPA
THURSDAY ISLAND
LIZARD ISLAND
PORT DOUGLAS
CAIRNS
DUNK ISLAND
TOWNSVILLE
CAPE UPSTART
BOWEN
MACKAY
YEPPON
HAYMAN ISLAND
SHUTE HARBOUR
PORT CLINTON
GREAT KEPPEL
HERON ISL
GLADSTONE
BUNDABERG
AGNES WATERS
FRASER ISLAND
RAINBOW BEACH
NOOSA
COOLUM
CALOUNDRA
BRISBANE BAR
MORETON
STH STRADBROKE
SURFERS PARADISE
BURLEIGH HEADS
CURRUMBIN ALLEY
SNAPPER

NEW SOUTH WALES

DBAH
BYRON BAY
BALLINA
NORFOLK ISLAND
ANGOURIE
COFFS
SOUTH WEST ROCKS
PORT MACQUARIE
LORD HOWE ISLAND
FORSTER
PORT STEPHENS
NEWCASTLE
AVOCA
MANLY
SYDNEY
BONDI
CRONULLA
SANDON POINT
CAVES BEACH
ULLADULLA
MORUYA
BERMAGUI
EDEN

VICTORIA

MALLACOOTA
LAKES ENTRANCE
SQUEAKY BEACH
WARATAH BAY
CAPE PATERSON
WOOLAMAI
GUNNAMATTA
MELBOURNE
PORT PHILLIP HEADS
13th BEACH
BELLS
LORNE POINT
APOLLO BAY
PORT CAMPBELL
WARRNAMBOOL
PORTLAND

SOUTH AUSTRALIA

CAPE NORTH CUMBERLAND
BEACHPORT
KINGSTON
ROBE
VICTOR HARBOUR
SEAFORD REEF
ADELAIDE
KANGAROO ISLAND
STENHOUSE BAY
PARSONS BEACH
CHINAMANS
WHYALLA
PORT LINCOLN
ELLISTON
CEDUNA
CACTUS
GRANITES

WESTERN AUSTRALIA

EUCLA
ESPERANCE
MARY ANN HAVEN
ALBANY
SALMON BEACH
BLACK POINT
MARGARET RIVER
BUNBURY
BUSSELTON
MANDURAH
FREMANTLE
ROTTNEST ISLAND
SCARBOROUGH
TRIGG POINT
TWO ROCKS
LANCELIN
JURIEN
GERALDTON
KALBARRI
DIRK HARTOG ISLAND
CARNARVON
POINT MAUD
EXMOUTH
ONSLO
DAMPIER
BARROW ISLAND
RED BLUFF
PORT HEDLAND
BROOME
DERBY
KARRAKATTA BAY
WHITE ISLAND
PORT WARRENDER
CAPE WHISKEY
COCOS ISLAND
CHRISTMAS ISLAND
TURTLE POINT

NORTHERN TERRITORY

DARWIN
JENSEN BAY

TASMANIA

FLINDERS ISLAND
DEVONPORT
EDGDCUMBE BEACH
BURNIE
MUSSELROE BAY
SCAMANDER
BINALONG BAY
BICHENO
SPRING BEACH
EAGLEHAWK NECK
SWANSEA
HOBART
BRAMBLE COVE
CAPE SORELL
TRIAL HARBOUR
WOOLNORTH
KING ISLAND

NEW ZEALAND

NORTH ISL

SHIPWRECK BAY
SANDY BAY
MANGAWHAI HEADS
PIHA
WHANGAMATA
MT MAUNGANUI
RAGLAN
WAINUI BEACH
AUCKLAND
NEW PLYMOUTH
NAPIER
CASTLEPOINT
PATEA BREAKWALL
BREAKER BAY

SOUTH ISL

NELSON
GREYMOUTH
KAIKOURA
CHRISTCHURCH
DUNEDIN
BLUFF
JACKSON BAY
ANITA BAY
MASON BAY

FIJI

TAVARUA
FRIGATES
SUVA

TAHITI

PAPEETE
TEAHUPOO
TAAPUNA

NEW CALEDONIA

NOUMEA

TONGA

NUKU'ALOFA

PAPUA NEW GUINEA

VANIMO
TUPIRA MIRA
KAVIENG
PORT MORESBY

SAMOA

APIA
BOULDERS

Navigation disclaimer

IMPORTANT : Rip Curl tide watches must not be used for navigation at any time. Remember that weather conditions, changes in climate and the coastal environment can affect tidal changes/ranges, sometimes very strongly. Therefore Rip Curl cannot guarantee the information contained in this watch, nor accept responsibility or liability for variances to actual tide conditions.

BEACH LIST

ASIA

MICRONESIA

P-PASS

INDONESIA

WEST JAVA
MENTAWAI
JACKALS
KRUI
G-LAND
KUTA
ULUWATU
DESERT POINT
LAKEY PEAK

MALAYSIA

KUALA LUMPUR

THAILAND

BANGKOK
PHUKET
KO SAMUI

PHILIPPINES

MANILA
CLOUD 9
SANTA CRUZ

VIETNAM

DA NANG

SOUTH KOREA

DEACHON
YANGYANG
POHANG
IHO

TAIWAN

JIN SHAN
DONGHE BRIDGE

JAPAN

OKINAWA
KIZAKIHAMA
TAKAHAMA
TORIIHAMA
HIGASHIKOU
HAMAATSUMA
SENDAI SHINKO
OARAI
TOP SANTE
HEBARA
KAMOGAWA
WADA
SHONAN
TATADO
OMAEZAKI
MAISAKA
IKUMI
ISONOURA
OSUKA

NORTH AMERICA

USA

WEST COAST

PT GRENVILLE
CANNON BEACH
PACIFIC CITY BEACH
OTTER ROCK
BASTENDORFF BEACH
SOUTH JETTY
BLUES BEACH
ARENA COVE
ROCKAWAY
MAVERICKS
STEAMER LANE
PLEASURE POINT
MOSS LANDING
SAN SIMEON
MORRO BAY
PISMO BEACH (THE PIER)
JALAMA
EL CAPITAN
RINCON
C STREET
MALIBU FIRST POINT
EL PORTO
HUNTINGTON BEACH
THE WEDGE
DANA POINT
T STREET
TRESTLES
OCEANSIDE
CARLSBAD
SWAMIS
BLACKS BEACH
IMPERIAL BEACH

EAST COAST

SCARBOROUGH
LONG SANDS
THE WALL
NANTASKET BEACH
MATANUK BEACH
NANTUCKET ISL
WEST HAMPTON JETTIES
THE COVE
CASINO PIER
7-11
NORTH STREET
STOCKTON
MAIN STREET
OCEAN CITY MD
CHINCOTEAGUE
HAMPTON
1ST STREET JETTY
AVALON PIER
RODANTHE PIER
LIGHTHOUSE
OCRACOKE
ATLANTIC BEACH
SURF CITY
WRIGHTSVILLE BEACH

EAST COAST

GARDEN CITY
FOLLY BEACH
TYBEE ISLAND
GOULDS INLET
JAX BEACH
CEDAR KEY
BLOWHOLE
DAYTONA BEACH
PONCE INLET
COCOA BEACH
SEBASTIAN INLET
LAKE WORTH PIER
FT LAUDERDALE BEACH
VENICE BEACH
SOUTHWEST PASS
GALVESTON
BOB HALL PIER
BOCA CHICA

HAWAII

HONOLII COVE
BANYANS
JAWS
HOOKIPA
HONOLUA
MAKENA BAY
HANA
BANZAI PIPELINE
HONOLULU
HANAIEI BAY
POIPU

ALASKA

ANCHORAGE

CANADA

PORT RENFREW
TOFINHO
HALIFAX
INGONISH BEACH

CENTRAL AMERICA

BAJA

ROSARITO
La Punta
SAN CARLOS
SAN JOSE DEL CABO
LA PAZ

MEXICO

MAZATLAN
PUERTO VALLARTA
PASCUALES
LAS ESCOLLERAS
PUERTO ESCONDIDO
LA JOLLA
TULUM BEACH
ESCOLLERAS JETTIES

GUATEMALA

LA BARRA

EL SALVADOR

LA LIBERTAD
PUNTA MANGO

HONDURAS

WAVEHUNTER'S

NICARAGUA

PUERTO CORINTO
GREYTOWN

COSTA RICA

PLAYA NEGRA
HERMOSA
PAVONES

PANAMA

P-LAND
VENAO
PLAYA MALIBU
V-LAND

PUERTO RICO

TRES PALMAS
MIDDLES
SAN JUAN
PLAYA BRAVA
PALMAS DEL MAR

DOMINICAN REPUBLIC

SANTO DOMINGO
PUERTO PLATA

JAMAICA

MONTEGO BAY
PORT ROYAL

BAHAMAS

PELICAN HARBOUR

Navigation

IMPORTANT : Rip Curl tide watches must not be used for navigation at any time. Remember that weather conditions, changes in climate and the coastal environment can affect tidal changes/ranges, sometimes very strongly. Therefore Rip Curl cannot guarantee the information contained in this watch, nor accept responsibility or liability for variances to actual tide conditions.

BEACH LIST

SOUTH AMERICA

BRASIL

NORTH

FERNANDO DE NORONHA
FORTALEZA
RIO CEARA
RIO GRANDE DO NORTE-RN
PRAIA DA PIPA- RN
PORTO DE GALINHAS
MACEIO
SALVADOR
ITACARE
REGENCIA

SOUTH

SAQUAREMA
RIO DE JANEIRO
BARRA DA TIJUCA
UBATUBA
MARESIAS
GUARUJA
SANTOS
MATINHOS
FLORIANOPOLIS
IMBITUBA
RIO GRANDE DO Sul

URUGUAY

MONTEVIDEO

ARGENTINA

BEUNOS AIRES
PINAMAR
MAR DEL PLATA
NECOCHEA
PUERTO MADRYN
CABO RASO

CHILE

ARICA
ANTOFAGASTA
CALDERA
COQUIMBO
SANTIAGO
VINA DEL MAR
PUNTA DE LOBOS

PERU

MANCORA
CABO BLANCO
CHICAMA
LIMA
PISCO
BOCA DEL RIO

ECUADOR

MANTA
LA LIBERTAD

COLUMBIA

PUERTO COLUMBIA
NUQUI

VENEZUELA

CARACAS

GALAPAGOS ISLANDS

SANTA CRUZ

EASTER ISLAND

PAPA TENGA ROA

INDIAN OCEAN

MADAGASCAR

IFATY
DIEGO SUAREZ
TOAMASINA

MAURITIUS

TAMARIN BAY
PORT LOUIS

REUNION ISLAND

ST LEU

SEYCHELLES

PORT VICTORIA

MALDIVES

LOHIFUSHI
COKES
SUVADIVA ATOLL

SRI LANKA

HIKKADUWA
COLOMBO
GALLE

INDIA

KOVALAM
GOA
CHENNAI
PARADWIP

MIDDLE EAST

OMAN

MUSCAT

U.A.E

DUBAI

AFRICA

SOUTH AFRICA

ELANDS BAY
CAPE TOWN
MUIZENBERG
MOSSEL BAY
JEFFREY'S BAY
PORT ELIZABETH
PORT ALFRED
EAST LONDON
SOUTHBROOM
DURBAN
BALLITO
RICHARDS BAY

NAMIBIA

WALVIS BAY
LUDERITZ BAY

ANGOLA

LUANDA

CONGO

POINTE NOIRE

GABON

CAPE LOPEZ

NIGERIA

LAGOS

SENEGAL

DAKAR

CAPE VERDE

PORTO GRANDE

WESTERN SAHARA

PONTA NEGRA

MOROCCO

ANCHOR POINT
CASABLANCA
RABAT

TANZANIA

ZANZIBAR

MOZAMBIQUE

MOZAMBIQUE ISL
INHAMBANE BAY
PONTA DA OURO

EUROPE

FRANCE

LA PLAGES
ETRETAT
LA TORCHE
KAOLIN
LA SAUZAIE
BUD BUD
CHASSIRON
LACANAU
HOSSEGOR
BIARRITZ
BIDART
GUETHARY
NICE
MARSEILLE

ITALY

ROME
STE MARINELLA
VARAZZE
CAPO MANNU

SPAIN

SAN SEBASTIAN
MUNDAKA ESP
SANTANDER
DONINOS ESP
EL PALMAR

CANARY ISLANDS

LANZAROTE
SPANISH LEFT

PORTUGAL

AFIFE
FIGUEIRA DA FOZ
SUPERTUBOS
CARCAVELOS
SAO MIGUEL AZORES
MADEIRA

ENGLAND

ISLE OF MAN
FRESHWATER
CROYDE
NEWQUAY
FALMOUTH
ISLE OF WIGHT
JOSS BAY
VAZON REEF
WATERSPLASH

SCOTLAND

PEASE BAY
THURSO EAST

IRELAND

PORTRUSH
GALWAY
CORK HARBOUR

BELGIUM

BAY OF HEIST

NETHERLANDS

SLUFTER

GERMANY

SYLT

DENMARK

COPENHAGEN
FAROE ISLANDS

NORWAY

SALTSTEIN

RUSSIA

CAPE KONUSHIN

GREECE

PATRAS
DODECANESE

CYPRUS

HELIOS BAY

TURKEY

ANTALYA

Navigation disclaimer

IMPORTANT : Rip Curl tide watches must not be used for navigation at any time. Remember that weather conditions, changes in climate and the coastal environment can affect tidal changes/ranges, sometimes very strongly. Therefore Rip Curl cannot guarantee the information contained in this watch, nor accept responsibility or liability for variances to actual tide conditions.

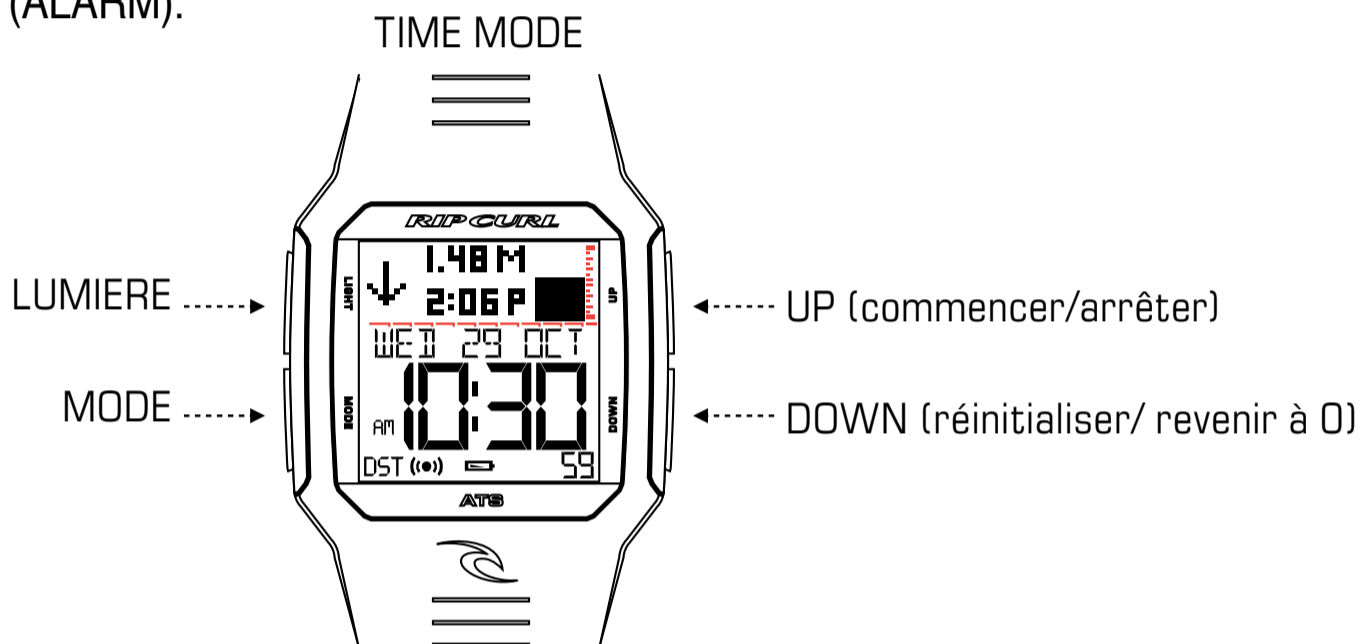
RIFLES TIDE

500 spots

Félicitations pour l'achat de la nouvelle montre des marées Rip Curl. Votre montre a été spécialement conçue pour vous aider à avoir les meilleures sessions. Elle est chargée avec la programmation des marées et ses informations, elle affiche la marée à venir, l'alarme, la lumière ... Profitez-en bien !

WATCH NAVIGATION

- Appuyez sur le bouton MODE pour voir le MENU. Utilisez le bouton UP & DOWN pour parcourir les options du menu.
- Appuyez sur MODE pour choisir l'heure (TIME), la marée (TIDE), le chrono (CHRONO), le minuteur (TIMER) ou l'alarme (ALARM).



REGLAGE DE L'HEURE ET DE LA DATE

- Assurez-vous d'être dans le mode heure (TIME).
- Appuyez 2 secondes sur le bouton MODE/SET pour effectuer le réglage.
- Appuyez sur MODE/SET pour parcourir l'heure, les minutes, les secondes, l'année, le mois, le jour et la date, le format de la date, le format en 12 ou 24 heures, en pieds ou en mètres.
- Appuyez sur UP pour augmenter. Appuyez sur DOWN pour diminuer.
- L'heure est mise à jour une fois que vous êtes passés par tous les paramètres.

HEURE D'ETE

- Assurez-vous d'être dans le mode heure (TIME).
- Appuyez sur le bouton UP pendant 5 secondes et votre montre se met automatiquement à l'heure d'été. L'icone DST apparait dans le coin gauche de votre montre.
- NOTE: Au début et à la fin de l'été, vous devez utiliser la fonction DST comme ça actualise l'heure actuelle, et l'heure des marées.

REGLAGE DE LA MAREE

- Appuyez sur MODE/SET pour sélectionner le TIDE MODE.
- Appuyez sur MODE/SET pendant 2 secondes pour mettre à jour le spot.
- Utilisez le bouton UP & DOWN pour trouver votre région. Une fois trouvée, appuyez sur MODE/SET pour la sélectionner.
- Utilisez le bouton UP & DOWN pour trouver votre pays. Une fois trouvé, appuyez sur MODE/SET pour le sélectionner.
- Utilisez le bouton UP & DOWN pour sélectionner le spot souhaité.

- Appuyez sur le bouton MODE/SET pour sélectionner votre spot/ plage.
- Une fois que vous avez choisi votre plage, vous pouvez utiliser le bouton UP & DOWN pour voir les informations de marées pour aujourd'hui, tout comme celles passées et celles à venir.

Affichage de la marée personnalisable

- Dans le mode TIME, appuyez sur UP & DOWN pour changer entre la vue détaillée ou le graphique.
- Vue Graphique (GRAPH°: L'écran des marées "coup d'œil" est échelonné pour chaque spot et illustre clairement les variations de marées. Les hauteurs de marée actuelle sont affichées pour les 8 prochaines heures et les 2 dernières heures.
- Vue détaillée (DETAILED) : affichage clair de la hauteur de la marée et sa direction, tenant compte de l'heure et de la hauteur de la prochaine marée.



REGLAGE DU CHRONOMETRE

- Appuyez sur MODE/SET puis sur UP/DOWN pour choisir le CHRONO.
- Appuyez sur UP, START/STOP pour lancer ou arrêter le chronomètre.
- Appuyez sur DOWN, LAP/RESET pour avoir les temps de passage pendant que le chronomètre est lancé.
- Pour mettre à zéro le chrono, assurez-vous que le chronomètre est arrêté, puis appuyez sur DOWN, LAP/RESET pendant 3 secondes.

UTILISATION DU MINUTEUR

- Appuyez sur MODE/SET puis sur UP/DOWN pour sélectionner TIMER. Le minuteur de votre montre est pré-enregistré pour 20 minutes, mais il peut être débuté à partir de 23heures 59 minutes. Une fois que le minuteur atteint zéro, une alarme sonne pendant 20 secondes et le compteur va enregistrer à la hausse.
- Appuyez sur UP, START/STOP pour déclencher ou arrêter le minuteur.
- Appuyez sur DOWN, LAP/RESET pour réinitialiser le minuteur.

REGLAGE DU MINUTEUR

- Appuyez MODE/SET pendant 3 secondes, l'heure digitale apparait et clignote. Utilisez UP & DOWN pour sélectionner le temps souhaité.
- Appuyez sur MODE/SET, les minutes clignotent. Utilisez UP & DOWN pour choisir les minutes.
- Appuyez sur MODE/SET pour confirmer la mise à jour.

REGLAGE DE L'ALARME

- Appuyez sur MODE/SET pour sélectionner ALARM.
- Appuyez sur MODE/SET pendant 3 secondes pour changer l'heure de l'alarme. L'heure clignote. Utilisez UP & DOWN pour sélectionner l'heure souhaitée.
- Appuyez sur MODE/SET, les minutes clignotent. Utilisez UP & DOWN pour choisir les minutes souhaitées.
- Appuyez sur MODE/SET pour confirmer la mise à jour.
- Appuyez sur UP & DOWN pour allumer ou éteindre l'icône de l'alarme “ (●) ”.

FONCTION ECONOMIE DE LA BATERIE

- Dans le mode TIME, appuyez sur DOWN 10 secondes pour éteindre votre montre. Appuyez sur n'importe quel bouton pour la rallumer.

SYMBOLE DE LA BATTERIE

- Quand la batterie de votre montre est faible, un signal “  ” apparaît sur l'écran de votre montre.

BEACH LIST

ASIA PACIFIC

AUSTRALIA

QUEENSLAND

WEIPA

THURSDAY ISLAND

LIZARD ISLAND

PORT DOUGLAS

CAIRNS

DUNK ISLAND

TOWNSVILLE

CAPE UPSTART

BOWEN

MACKAY

YEPPOON

HAYMAN ISLAND

SHUTE HARBOUR

PORT CLINTON

GREAT KEPPEL

HERON ISL

GLADSTONE

BUNDABERG

AGNES WATERS

FRASER ISLAND

RAINBOW BEACH

NOOSA

COOLUM

CALOUNDRA

BRISBANE BAR

MORETON

STH STRADBROKE

SURFERS PARADISE

BURLEIGH HEADS

CURRUMBIN ALLEY

SNAPPER

NEW SOUTH WALES

DBAH

BYRON BAY

BALLINA

NORFOLK ISLAND

ANGOURIE

COFFS

SOUTH WEST ROCKS

PORT MACQUARIE

LORD HOWE ISLAND

FORSTER

PORT STEPHENS

NEWCASTLE

AVOCA

MANLY

SYDNEY

BONDI

CRONULLA

SANDON POINT

CAVES BEACH

ULLADULLA

MORUYA

BERMAGUI

EDEN

VICTORIA

MALLACOOTA

LAKES ENTRANCE

SQUEAKY BEACH

WARATAH BAY

CAPE PATERSON

WOOLAMAI

GUNNAMATTA

MELBOURNE

PORT PHILLIP HEADS

13th BEACH

BELLS

LORNE POINT

APOLLO BAY

PORT CAMPBELL

WARRNAMBOOL

PORTLAND

SOUTH AUSTRALIA

CAPE NORTHCUMBERLAND

BEACHPORT

KINGSTON

ROBE

VICTOR HARBOUR

SEAFORD REEF

ADELAIDE

KANGAROO ISLAND

STENHOUSE BAY

PARSONS BEACH

CHINAMANS

WHYALLA

PORT LINCOLN

ELLISTON

CEDUNA

CACTUS

GRANITES

WESTERN AUSTRALIA

EUCLA

ESPERANCE

MARY ANN HAVEN

ALBANY

SALMON BEACH

BLACK POINT

MARGARET RIVER

BUNBURY

BUSSELTON

MANDURAH

FREMANTLE

ROTTNEST ISLAND

SCARBOROUGH

TRIGG POINT

TWO ROCKS

LANCELIN

JURIEN

GERALDTON

KALBARRI

DIRK HARTOG ISLAND

CARNARVON

POINT MAUD

EXMOUTH

ONSLO

DAMPIER

BARROW ISLAND

RED BLUFF

PORT HEDLAND

BROOME

DERBY

KARRAKATTA BAY

WHITE ISLAND

PORT WARRENDER

CAPE WHISKEY

COCOS ISLAND

CHRISTMAS ISLAND

TURTLE POINT

NORTHERN TERRITORY

DARWIN

JENSEN BAY

TASMANIA

FLINDERS ISLAND
 DEVONPORT
 EDGDCUMBE BEACH
 BURNIE
 MUSSELROE BAY
 SCAMANDER
 BINALONG BAY
 BICHENO
 SPRING BEACH
 EAGLEHAWK NECK
 SWANSEA
 HOBART
 BRAMBLE COVE
 CAPE SORELL
 TRIAL HARBOUR
 WOOLNORTH
 KING ISLAND

NEW ZEALAND**NORTH ISL**

SHIPWRECK BAY
 SANDY BAY
 MANGAWHAI HEADS
 PIHA
 WHANGAMATA
 MT MAUNGANUI
 RAGLAN
 WAINUI BEACH
 AUCKLAND
 NEW PLYMOUTH
 NAPIER
 CASTLEPOINT
 PATEA BREAKWALL
 BREAKER BAY

SOUTH ISL

NELSON
 GREYMOUTH
 KAIKOURA
 CHRISTCHURCH
 DUNEDIN
 BLUFF
 JACKSON BAY
 ANITA BAY
 MASON BAY

FIJI

TAVARUA
 FRIGATES
 SUVA

TAHITI

PAPEETE
 TEAHUPOO
 TAAPUNA

NEW CALEDONIA

NOUMEA

TONGA

NUKU'ALOFA

PAPUA NEW GUINEA

VANIMO
 TUPIRA MIRA
 KAVIENG
 PORT MORESBY

SAMOA

APIA
 BOULDERS

ASIA**MICRONESIA**

P-PASS

INDONESIA

WEST JAVA
 MENTAWAI
 JACKALS
 KRUI
 G-LAND
 KUTA
 ULUWATU
 DESERT POINT
 LAKEY PEAK

MALAYSIA

KUALA LUMPUR

THAILAND

BANGKOK
 PHUKET
 KO SAMUI

PHILIPPINES

MANILA
 CLOUD 9
 SANTA CRUZ

VIETNAM

DA NANG
 HO CHI MINH

SOUTH KOREA

DEACHON
 YANGYANG
 POHANG
 IHO

TAIWAN

JIN SHAN
 DONGHE BRIDGE

JAPAN

OKINAWA
 KIZAKIHAMA
 TAKAHAMA
 TORIIHAMA
 HIGASHIKOU
 HAMAATSUMA
 SENDAI SHINKO
 OARAI
 TOP SANTE
 HEBARA
 KAMOGAWA
 WADA
 SHONAN
 TATADO
 OMAEZAKI
 MAISAKA
 IKUMI
 ISONOURA
 OSUKA

NORTH AMERICA**USA****WEST COAST**

PT GRENVILLE
 CANNON BEACH
 PACIFIC CITY BEACH
 OTTER ROCK
 BASTENDORFF BEACH
 SOUTH JETTY
 BLUES BEACH
 ARENA COVE
 ROCKAWAY
 MAVERICKS
 STEAMER POINT
 MOSS LANDING
 SAN SIMEON
 MORRO BAY
 PISMO BEACH (THE PIER)
 JALAMA
 EL CAPITAN
 RINCON

C STREET

MALIBU FIRST POINT
 EL PORTO
 HUNTINGTON BEACH
 THE WEDGE
 DANA POINT
 T STREET
 TRESTLES
 OCEANSIDE
 CARLSBAD
 SWAMIS
 BLACKS BEACH
 IMPERIAL BEACH

EAST COAST

SCARBOROUGH
 LONG SANDS
 THE WALL
 NANTASKET BEACH
 MATANUK BEACH
 NANTUCKET ISL
 WEST HAMPTON JETTIES
 THE COVE
 CASINO PIER
 7-11
 NORTH STREET
 STOCKTON
 MAIN STREET
 OCEAN CITY MD
 CHINCOTEAGUE
 HAMPTON
 1ST STREET JETTY
 AVALON PIER
 RODANTHE PIER
 LIGHTHOUSE
 OCRACOE
 ATLANTIC BEACH
 SURF CITY
 WRIGHTSVILLE BEACH
 GARDEN CITY
 FOLLY BEACH
 TYBEE ISLAND
 GOULDS INLET
 JAX BEACH
 CEDAR KEY
 BLOWHOLE
 DAYTONA BEACH
 PONCE INLET
 COCOA BEACH
 SEBASTIAN INLET
 LAKE WORTH PIER
 FT LAUDERDALE BEACH

VENICE BEACH
SOUTHWEST PASS
GALVESTON
BOB HALL PIER
BOCA CHICA

HAWAII

HONOLII COVE
BANYANS
JAWS
HOOKIPA
HONOLUA
MAKENA BAY
HANA
BANZAI PIPELINE
HONOLULU
HANAIEI BAY
POIPU

ALASKA

ANCHORAGE

CANADA

PORT RENFREW
TOFINHO
HALIFAX
INGONISH BEACH

CENTRAL AMERICA

BAJA

ROSARITO
LA PUNTA
SAN CARLOS
SAN JOSE DEL CABO
LA PAZ

MEXICO

MAZATLAN
PUERTO VALLARTA
PASCUALES
LAS ESCOLLERAS
PUERTO ESCONDIDO
LA JOLLA
TULUM BEACH
ESCOLLERAS JETTIES

GUATEMALA

LA BARRA

EL SALVADOR

LA LIBERTAD
PUNTA MANGO

HONDURAS

WAVEHUNTER'S

NICARAGUA

PUERTO CORINTO
GREYTOWN

COSTA RICA

PLAYA NEGRA
HERMOSA
PAVONES

PANAMA

P-LAND
VENAO
PLAYA MALIBU
V-LAND

PUERTO RICO

TRES PALMAS
MIDDLES
SAN JUAN
PLAYA BRAVA
PALMAS DEL MAR

DOMINICAN REPUBLIC

SANTO DOMINGO
PUERTO PLATA

JAMAICA

MONTEGO BAY
PORT ROYAL

BAHAMAS

PELICAN HARBOUR

SOUTH AMERICA

BRAZIL

NORTH

FERNANDO DE NORONHA
FORTALEZA
RIO CEARA
RIO GRANDE DO NORTE-RN
PRAIA DA PIPA- RN
PORTO DE GALINHAS
MACEIO
SALVADOR
ITACARE
REGENCIA

SOUTH

SAQUAREMA
RIO DE JANEIRO
BARRA DA TIJUCA
UBATUBA
MARESIAS
GUARUJA
SANTOS
MATINHOS
FLORIANOPOLIS
IMBITUBA
RIO GRANDE DO SUL

URUGUAY

MONTEVIDEO

ARGENTINA

BEUNOS AIRES
PINAMAR
MAR DEL PLATA
NECOCHEA
PUERTO MADRYN
CABO RASO

CHILE

ARICA
ANTOFAGASTA
CALDERA
COQUIUMBO
SANTIAGO
VINA DEL MAR
PUNTA DE LOBOS

PERU

MANCORA
CABO BLANCO
CHICAMA
LIMA
PISCO
BOCA DEL RIO

ECUADOR

MANTA
LA LIBERTAD

COLUMBIA

PUERTO COLUMBIA
NUQUI

VENEZUELA

CARACAS

GALAPAGOS ISLANDS

SANTA CRUZ

EASTER ISLAND

PAPA TENGA ROA

INDIAN OCEAN

MADAGASCAR

IFATY
DIEGO SUAREZ
TOAMASINA

MAURITIUS

TAMARIN BAY
PORT LOUIS

REUNION ISLAND

ST LEU

SEYCHELLES

PORT VICTORIA

MALDIVES

LOHIFUSHI
COKES
SUVADIVA ATOLL

SRI LANKA

HIKKADUWA
COLOMBO
GALLE

INDIA

KOVALAM
GOA
CHENNAI
PARADWIP

MIDDLE EAST

OMAN

MUSCAT

U.A.E

DUBAI

AFRICA**SOUTH AFRICA**

ELANDS BAY
CAPE TOWN
MUIZENBERG
MOSSEL BAY
JEFFREY'S BAY
PORT ELIZABETH
PORT ALFRED
EAST LONDON
SOUTHBROOM
DURBAN
BALLITO
RICHARDS BAY

NAMIBIA

WALVIS BAY
LUDERITZ BAY

ANGOLA

LUANDA

CONGO

POINTE NOIRE

GABON

CAPE LOPEZ

NIGERIA

LAGOS

SENEGAL

DAKAR

CAPE VERDE

PORTO GRANDE

WESTERN SAHARA

PONTA NEGRA

MOROCCO

ANCHOR POINT
CASABLANCA
RABAT

TANZANIA

ZANZIBAR

MOZAMBIQUE

MOZAMBIQUE ISL
INHAMBANE BAY
PONTA DA OURO

EUROPE**FRANCE**

LA PLAGE
ETRETAT
LA TORCHE
KAOLIN
LA SAUZAIE
BUD BUD
CHASSIRON
LACANAU
HOSSEGOR
BIARRITZ
BIDART
GUETHARY
NICE
MARSEILLE

ITALY

ROME
STE MARINELLA
VARAZZE
CAPO MANNU

SPAIN

SAN SEBASTIAN
MUNDAKA ESP
SANTANDER
DONINOS ESP
EL PALMAR

CANARY ISLANDS

LANZAROTE
SPANISH LEFT

PORTUGAL

AFIFE
FIGUEIRA DA FOZ
SUPERTUBOS
CARCAVELOS
SAO MIGUEL AZORES
MADEIRA

ENGLAND

ISLE OF MAN
FRESHWATER
CROYDE
NEWQUAY
FALMOUTH
ISLE OF WIGHT
JOSS BAY
VAZON REEF
WATERSPLASH

SCOTLAND

PEASE BAY
THURSO EAST

IRELAND

PORTRUSH
GALWAY
CORK HARBOUR

BELGIUM

BAY OF HEIST

NETHERLANDS

SLUFTER

GERMANY

SYLT

DENMARK

COPENHAGEN
FAROE ISLANDS

NORWAY

SALTSTEIN

RUSSIA

CAPE KONUSHIN

GREECE

PATRAS
DODECANESE

CYPRUS

HELIOS BAY

TURKEY

ANTALYA

Réserve concernant la navigation

IMPORTANT : Il ne faut à aucun moment utiliser les montres calculateur de marée Rip Curl pour la navigation. N'oubliez pas que les conditions météorologiques, les changements climatiques et l'environnement côtier peuvent affecter parfois très fortement les changements/coefficients de marée. Par conséquent, Rip Curl ne peut pas garantir l'exactitude des informations contenues dans cette montre et ne saurait être tenue responsable des variations des conditions réelles de marée.

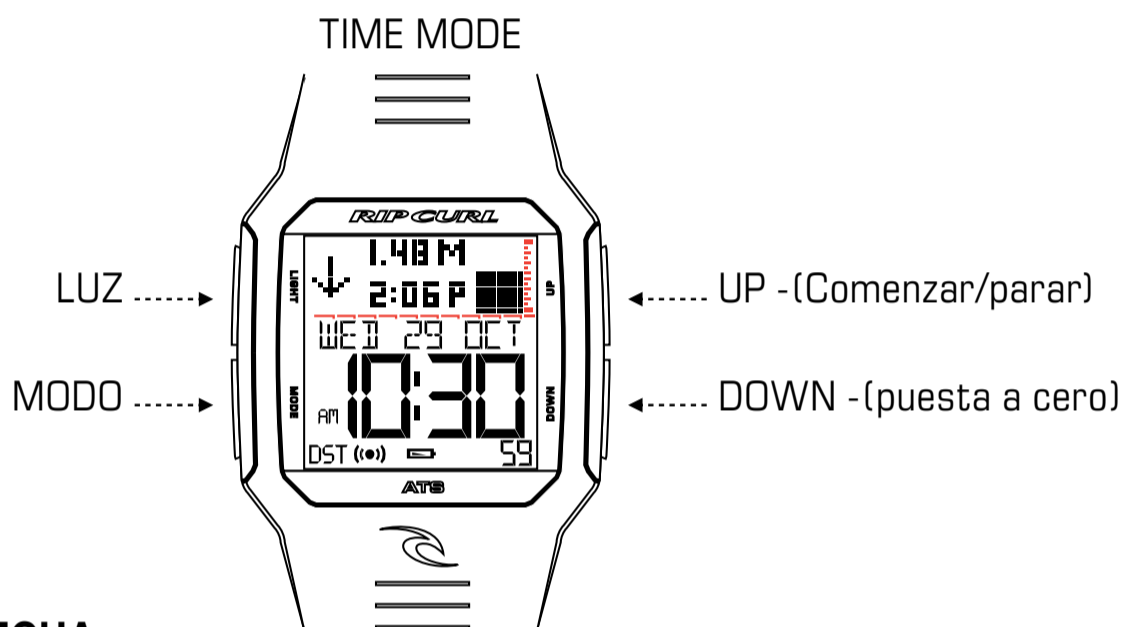
RIFLES TIDE

500 spots

Felicidades por la compra del nuevo reloj de mareas Rip Curl. Tu reloj ha sido diseñado específicamente para ayudarte a conseguir las mejores sesiones. Programado con información de la mareas, funcion de mareas futuras, hora, alarma, luz....Disfrútalo!

NAVEGACION EN EL RELOJ

- Presionar el botón MODE para ver el MENU. Utilizar el boton UP & DOWN para moverse por las opciones del menú.
- Presionar el botón MODE para elegir entre las funciones HORA (TIME), la marea (TIDE), el cronógrafo (CHRONO), CUENTAATRÁS (TIMER) o ALARMA (ALARM).



AJUSTE DE HORA Y FECHA

- Asegúrate de estar en modo HORA.
- Presiona durante dos segundos sobre el botón MODE/SET para realizar el ajuste.
- Presiona MODE/SET para avanzar por la hora, minutos, segundos, año, mes, día/fecha, formato de hora, formato 12 o 24H, pies o metros.
- Presiona UP para incrementar o DOWN para disminuir.
- La hora se ajustará una vez hayas avanzado por toda la selección.

HORARIO DE VERANO (DST)

- Asegurate de estar en modo HORA (TIME).
- Mantén presionado el botón UP durante 5 segundos y el reloj se pondrá automáticamente en horario de verano. El icono DST aparecerá en la esquina inferior izquierda del reloj.
- NOTA: tanto al principio como al final del verano, deberás utilizar la función DST ya que además de corregir la hora también corrige la marea.

AJUSTE DE LA MAREA

- Presiona MODE/SET para seleccionar el MODO MAREA (TIDE).
- Mantén pulsado MODE/SET durante 2 segundos para poner al día el SPOT.
- Utiliza los botones UP & DOWN para encontrar la REGION (REGIONS) donde te encuentras. Cuando la hayas encontrado pulsa MODE/SET para seleccionarlo.
- Utiliza los botones UP & DOWN para encontrar el PAIS (COUNTRY). Cuando lo hayas encontrado pulsa MODE/SET para seleccionarlo.

- Utiliza los botones UP & DOWN para seleccionar el SPOT (BEACH).
- Cuando la hayas encontrado pulsa MODE/SET para seleccionarlo.
- Una vez que hayas seleccionado tu SPOT (BEACH), puedes utilizar los botones UP & DOWN para ver la información de las mareas de hoy así como las pasadas o venideras.

DISPLAY DE LA MAREA PERSONALIZADO

- En modo HORA (TIME), presionar sobre UP & DOWN para cambiar el modo de visualización de la marea, vista DETALLADA o vista GRAFICA.
- Vista GRAFICA (GRAPH). Con un solo vistazo puedes ver una escala con la marea para cada SPOT y además ver claramente si son mareas vivas o muertas. La altura de la marea actual se muestran durante 8 horas en el futuro y 2 horas en el pasado.
- Vista DETALLADA (DETAILED). Muestra claramente la marea actual, altura y dirección (bajando o subiendo), e incluye el tiempo y la altura de la próxima marea.



AJUSTE DEL CRONOMETRO

- Presionar el botón MODE/SET y usa UP & DOWN para elegir la función CRONOGRAFO (CHRONO).
- Presionar UP, START/STOP para encender o apagar el cronografo.
- Presionar el botón DOWN, LAP/RESET para ver la hora mientras el cronometro esta en marcha.
- Para poner el cronografo a cero, asegurate de que el contador esta parado, entonces presionar el botón DOWN, LAP /RESET durante 3 segundos.

UTILIZACION DE LA CUENTA ATRÁS

- Presionar el botón MODE/SET y utiliza UP/DOWN para seleccionar TIMER. La cuenta atrás del reloj esta predefinida en 20 minutos, pero se puede ajustar hasta 23H 59M. Una vez que el contador llega a cero sonará una alarma durante 20 segundos y el contador empezara a contar hacia arriba.
- Presiona UP START/STOP para encender o apagar el contador.
- Mantén pulsado DOWN, LAP/RESET durante 2 segundos para poner el contador a cero.

AJUSTE DE LA CUENTA ATRÁS

- Presiona MODE/SET durante 3 segundos, los digitos de la hora empezaran a parpadear. Utiliza UP & DOWN para seleccionar la hora que quieras.
- Presiona MODE/SET, los digitos de los minutos empezarán a parpadear. Utiliza UP & DOWN para elegir los minutos que quieras.
- Presiona MODE/SET para confirmar la selección.

AJUSTE DE LA ALARMA

- Presiona MODE/SET para seleccionar modo ALARMA (ALARM).
- Mantén pulsado MODE/SET durante 3 segundos para cambiar la hora de alarma. Los dígitos de la hora parpadearán. Utiliza UP & DOWN para seleccionar la hora que quieras.
- Mantén pulsado MODE/SET .Los dígitos de los minutos parpadearán. Utiliza UP & DOWN para seleccionar los minutos que quieras.
- Presiona MODE/SET para confirmar la selección.
- Presiona UP & DOWN para cambiar el icono de alarma “ (●) ” on o off.

FUNCION DE ECONOMIZACION DE PILA

- En modo TIME, presionar DOWN durante 10 segundos para apagar el reloj. Presionar cualquier botón para encenderlo.

SIMBOLO DE BATERIA

- Cuando la pila del reloj se este acabando, el simbolo “  ” aparecerá en la pantalla del reloj.

BEACH LIST

ASIA PACIFIC

AUSTRALIA

QUEENSLAND

WEIPA

THURSDAY ISLAND

LIZARD ISLAND

PORT DOUGLAS

CAIRNS

DUNK ISLAND

TOWNSVILLE

CAPE UPSTART

BOWEN

MACKAY

YEPPON

HAYMAN ISLAND

SHUTE HARBOUR

PORT CLINTON

GREAT KEPPEL

HERON ISL

GLADSTONE

BUNDABERG

AGNES WATERS

FRASER ISLAND

RAINBOW BEACH

NOOSA

COOLUM

CALOUNDRA

BRISBANE BAR

MORETON

STH STRADBROKE

SURFERS PARADISE

BURLEIGH HEADS

CURRUMBIN ALLEY

SNAPPER

NEW SOUTH WALES

DBAH

BYRON BAY

BALLINA

NORFOLK ISLAND

ANGOURIE

COFFS

SOUTH WEST ROCKS

PORT MACQUARIE

LORD HOWE ISLAND

FORSTER

PORT STEPHENS

NEWCASTLE

AVOCA

MANLY

SYDNEY

BONDI

CRONULLA

SANDON POINT

CAVES BEACH

ULLADULLA

MORUYA

BERMAGUI

EDEN

VICTORIA

MALLACOOTA

LAKES ENTRANCE

SQUEAKY BEACH

WARATAH BAY

CAPE PATERSON

WOOLAMAI

GUNNAMATTA

MELBOURNE

PORT PHILLIP HEADS

13th BEACH

BELLS

LORNE POINT

APOLLO BAY

PORT CAMPBELL

WARRNAMBOOL

PORTLAND

SOUTH AUSTRALIA

CAPE NORTH CUMBERLAND

BEACHPORT

KINGSTON

ROBE

VICTOR HARBOUR

SEAFORD REEF

ADELAIDE

KANGAROO ISLAND

STENHOUSE BAY

PARSONS BEACH

CHINAMANS

WHYALLA

PORT LINCOLN

ELLISTON

CEDUNA

CACTUS

GRANITES

WESTERN AUSTRALIA

EUCLA

ESPERANCE

MARY ANN HAVEN

ALBANY

SALMON BEACH

BLACK POINT

MARGARET RIVER

BUNBURY

BUSSELTON

MANDURAH

FREMANTLE

ROTTNEST ISLAND

SCARBOROUGH

TRIGG POINT

TWO ROCKS

LANCELIN

JURIEN

GERALDTON

KALBARRI

DIRK HARTOG ISLAND

CARNARVON

POINT MAUD

EXMOUTH

ONSLO

DAMPIER

BARROW ISLAND

RED BLUFF

PORT HEDLAND

BROOME

DERBY

KARRAKATTA BAY

WHITE ISLAND

PORT WARRENDER

CAPE WHISKEY

COCOS ISLAND

CHRISTMAS ISLAND

TURTLE POINT

NORTHERN TERRITORY

DARWIN

JENSEN BAY

TASMANIA

FLINDERS ISLAND
 DEVONPORT
 EDGDCUMBE BEACH
 BURNIE
 MUSSELROE BAY
 SCAMANDER
 BINALONG BAY
 BICHENO
 SPRING BEACH
 EAGLEHAWK NECK
 SWANSEA
 HOBART
 BRAMBLE COVE
 CAPE SORELL
 TRIAL HARBOUR
 WOOLNORTH
 KING ISLAND

NEW ZEALAND**NORTH ISL**

SHIPWRECK BAY
 SANDY BAY
 MANGAWHAI HEADS
 PIHA
 WHANGAMATA
 MT MAUNGANUI
 RAGLAN
 WAINUI BEACH
 AUCKLAND
 NEW PLYMOUTH
 NAPIER
 CASTLEPOINT
 PATEA BREAKWALL
 BREAKER BAY

SOUTH ISL

NELSON
 GREYMOOUTH
 KAIKOURA
 CHRISTCHURCH
 DUNEDIN
 BLUFF
 JACKSON BAY
 ANITA BAY
 MASON BAY

FIJI

TAVARUA
 FRIGATES
 SUVA

TAHITI

PAPEETE
 TEAHUPOO
 TAAPUNA

NEW CALEDONIA

NOUMEA

TONGA

NUKU'ALOFA

PAPUA NEW GUINEA

VANIMO
 TUPIRA MIRA
 KAVIENG
 PORT MORESBY

SAMOA

APIA
 BOULDERS

ASIA**MICRONESIA**

P-PASS

INDONESIA

WEST JAVA
 MENTAWAI
 JACKALS
 KRUI
 G-LAND
 KUTA
 ULUWATU
 DESERT POINT
 LAKEY PEAK

MALAYSIA

KUALA LUMPUR

THAILAND

BANGKOK
 PHUKET
 KO SAMUI

PHILIPPINES

MANILA
 CLOUD 9
 SANTA CRUZ

VIETNAM

DA NANG
 HO CHI MINH

SOUTH KOREA

DEACHON
 YANGYANG
 POHANG
 IHO

TAIWAN

JIN SHAN
 DONGHE BRIDGE

JAPAN

OKINAWA
 KIZAKIHAMA
 TAKAHAMA
 TORIIHAMA
 HIGASHIKOU
 HAMAATSUMA
 SENDAI SHINKO
 OARAI
 TOP SANTE
 HEBARA
 KAMOGAWA
 WADA
 SHONAN
 TATADO
 OMAEZAKI
 MAISAKA
 IKUMI
 ISONOURA
 OSUKA

NORTH AMERICA**USA****WEST COAST**

PT GRENVILLE
 CANNON BEACH
 PACIFIC CITY BEACH
 OTTER ROCK
 BASTENDORFF BEACH
 SOUTH JETTY
 BLUES BEACH
 ARENA COVE
 ROCKAWAY
 MAVERICKS
 STEAMER POINT
 MOSS LANDING
 SAN SIMEON
 MORRO BAY
 PISMO BEACH (THE PIER)
 JALAMA
 EL CAPITAN
 RINCON

C STREET

MALIBU FIRST POINT
 EL PORTO
 HUNTINGTON BEACH
 THE WEDGE
 DANA POINT
 T STREET
 TRESTLES
 OCEANSIDE
 CARLSBAD
 SWAMIS
 BLACKS BEACH
 IMPERIAL BEACH

EAST COAST

SCARBOROUGH
 LONG SANDS
 THE WALL
 NANTASKET BEACH
 MATANUK BEACH
 NANTUCKET ISL
 WEST HAMPTON JETTIES
 THE COVE
 CASINO PIER
 7-11
 NORTH STREET
 STOCKTON
 MAIN STREET
 OCEAN CITY MD
 CHINCOTEAGUE
 HAMPTON
 1ST STREET JETTY
 AVALON PIER
 RODANTHE PIER
 LIGHTHOUSE
 OCRACOE
 ATLANTIC BEACH
 SURF CITY
 WRIGHTSVILLE BEACH
 GARDEN CITY
 FOLLY BEACH
 TYBEE ISLAND
 GOULDS INLET
 JAX BEACH
 CEDAR KEY
 BLOWHOLE
 DAYTONA BEACH
 PONCE INLET
 COCOA BEACH
 SEBASTIAN INLET
 LAKE WORTH PIER
 FT LAUDERDALE BEACH

VENICE BEACH
SOUTHWEST PASS
GALVESTON
BOB HALL PIER
BOCA CHICA

HAWAII

HONOLII COVE
BANYANS
JAWS
HOOKIPA
HONOLUA
MAKENA BAY
HANA
BANZAI PIPELINE
HONOLULU
HANALEI BAY
POIPU

ALASKA

ANCHORAGE

CANADA

PORT RENFREW
TOFINHO
HALIFAX
INGONISH BEACH

CENTRAL AMERICA

BAJA

ROSARITO
LA PUNTA
SAN CARLOS
SAN JOSE DEL CABO
LA PAZ

MEXICO

MAZATLAN
PUERTO VALLARTA
PASCUALES
LAS ESCOLLERAS
PUERTO ESCONDIDO
LA JOLLA
TULUM BEACH
ESCOLLERAS JETTIES

GUATEMALA

LA BARRA

EL SALVADOR

LA LIBERTAD
PUNTA MANGO

HONDURAS
WAVEHUNTER'S

NICARAGUA
PUERTO CORINTO
GREYTOWN

COSTA RICA
PLAYA NEGRA
HERMOSA
PAVONES

PANAMA
P-LAND
VENAO
PLAYA MALIBU
V-LAND

PUERTO RICO
TRES PALMAS
MIDDLES
SAN JUAN
PLAYA BRAVA
PALMAS DEL MAR

DOMINICAN REPUBLIC
SANTO DOMINGO
PUERTO PLATA

JAMAICA
MONTEGO BAY
PORT ROYAL

BAHAMAS
PELICAN HARBOUR

SOUTH AMERICA

BRAZIL
NORTH
FERNANDO DE NORONHA
FORTALEZA
RIO CEARA
RIO GRANDE DO NORTE-RN
PRAIA DA PIPA- RN
PORTO DE GALINHAS
MACEIO
SALVADOR
ITACARE
REGENCIA

SOUTH
SAQUAREMA
RIO DE JANEIRO
BARRA DA TIJUCA
UBATUBA
MARESIAS
GUARUJA
SANTOS
MATINHOS
FLORIANOPOLIS
IMBITUBA
RIO GRANDE DO SUL

URUGUAY
MONTEVIDEO

ARGENTINA
BEUNOS AIRES
PINAMAR
MAR DEL PLATA
NECOCHEA
PUERTO MADRYN
CABO RASO

CHILE
ARICA
ANTOFAGASTA
CALDERA
COQUIUMBO
SANTIAGO
VINA DEL MAR
PUNTA DE LOBOS

PERU
MANCORA
CABO BLANCO
CHICAMA
LIMA
PISCO
BOCA DEL RIO

ECUADOR
MANTA
LA LIBERTAD

COLUMBIA
PUERTO COLUMBIA
NUQUI

VENEZUELA
CARACAS

GALAPAGOS ISLANDS
SANTA CRUZ

EASTER ISLAND
PAPA TENGA ROA

INDIAN OCEAN
MADAGASCAR
IFATY
DIEGO SUAREZ
TOAMASINA

MAURITIUS
TAMARIN BAY
PORT LOUIS

REUNION ISLAND
ST LEU

SEYCHELLES
PORT VICTORIA

MALDIVES
LOHIFUSHI
COKES
SUVADIVA ATOLL

SRI LANKA
HIKKADUWA
COLOMBO
GALLE

INDIA
KOVALAM
GOA
CHENNAI
PARADWIP

MIDDLE EAST
OMAN
MUSCAT

U.A.E
DUBAI

AFRICA
SOUTH AFRICA
ELANDS BAY
CAPE TOWN
MUIZENBERG
MOSSEL BAY
JEFFREY'S BAY
PORT ELIZABETH
PORT ALFRED
EAST LONDON
SOUTHBROOM
DURBAN
BALLITO
RICHARDS BAY

NAMIBIA
WALVIS BAY
LUDERITZ BAY

ANGOLA
LUANDA

CONGO
POINTE NOIRE

GABON
CAPE LOPEZ

NIGERIA
LAGOS

SENEGAL
DAKAR

CAPE VERDE
PORTO GRANDE

WESTERN SAHARA
PONTA NEGRA

MOROCCO
ANCHOR POINT
CASABLANCA
RABAT

TANZANIA
ZANZIBAR

MOZAMBIQUE
MOZAMBIQUE ISL
INHAMBANE BAY
PONTA DA OURO

EUROPE

FRANCE
LA PLAGUE
ETRETAT
LA TORCHE
KAOLIN
LA SAUZAIE
BUD BUD
CHASSIRON
LACANAU
HOSSEGOR
BIARRITZ
BIDART
GUETHARY
NICE
MARSEILLE

ITALY
ROME
STE MARINELLA
VARAZZE
CAPO MANNU

SPAIN
SAN SEBASTIAN
MUNDAKA ESP
SANTANDER
DONINOS ESP
EL PALMAR

CANARY ISLANDS
LANZAROTE
SPANISH LEFT

PORTUGAL
AFIFE
FIGUEIRA DA FOZ
SUPERTUBOS
CARCAVELOS
SAO MIGUEL AZORES
MADEIRA

ENGLAND
ISLE OF MAN
FRESHWATER
CROYDE
NEWQUAY
FALMOUTH
ISLE OF WIGHT
JOSS BAY
VAZON REEF
WATERSPLASH

SCOTLAND
PEASE BAY
THURSO EAST

IRELAND
PORTRUSH
GALWAY
CORK HARBOUR

BELGIUM
BAY OF HEIST

NETHERLANDS
SLUFTER

GERMANY
SYLT

DENMARK
COPENHAGEN
FAROE ISLANDS

NORWAY
SALTSTEIN

RUSSIA
CAPE KONUSHIN

GREECE
PATRAS
DODECANESE

CYPRUS
HELIOS BAY

TURKEY
ANTALYA

Exoneración de Responsabilidades en lo Relativo a la Navegación

IMPORTANTE: Los relojes de mareas Rip Curl no deben utilizarse en ningún caso para la navegación. Recuerde que las condiciones meteorológicas, cambios del clima y el entorno costero pueden afectar a la amplitud/régimen de las mareas, en ocasiones de manera muy intensa. Por lo tanto, Rip Curl no puede ofrecer garantías en lo relativo a la información contenida en el reloj, ni tampoco aceptará ninguna responsabilidad con respecto a las variaciones de las condiciones reales de las mareas.

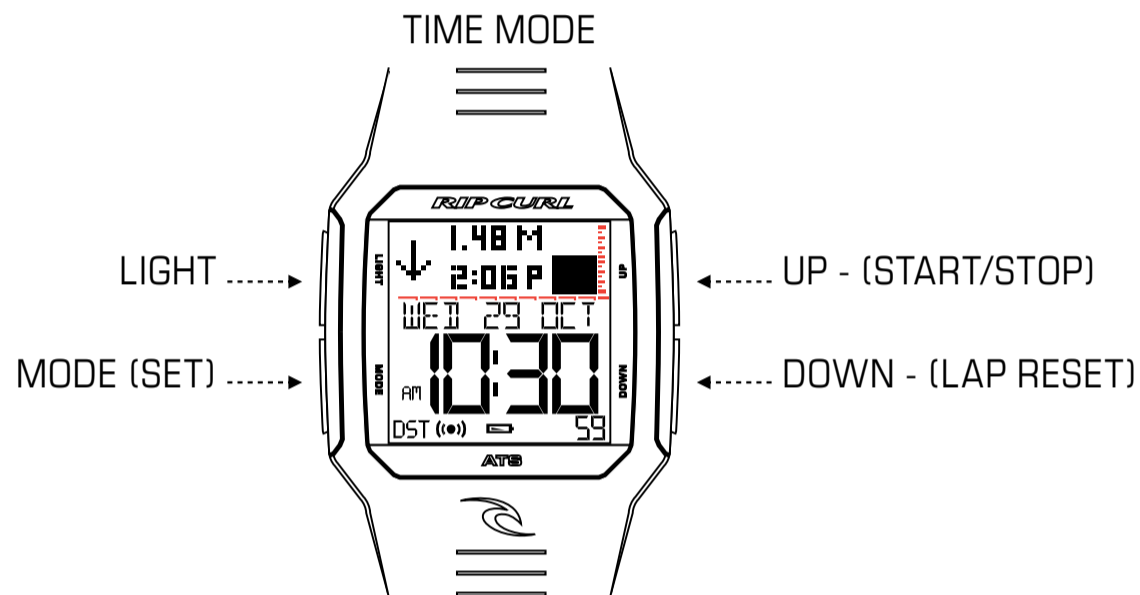
RIFLES TIDE

500 POSITIONEN

Herzlichen Glückwunsch zum Kauf Ihrer neuen RIP CURL GEZEITENUHR. Ihre Uhr wurde speziell so gestaltet, dass Sie die besten Surfergebnisse erzielen. Ausgestattet mit programmierten Gezeiteninformationen, einer Funktion für zukünftige Gezeiten, Timer, Stoffuhr, Wecker, Licht ... Viel Spaß!

UHREN-NAVIGATION

- Drücken Sie den MODE-Knopf zur MENÜ-Ansicht. Verwenden sie die UP und nach-unten-Tasten zum Scrollen durch die Menü-Optionen.
- Drücken Sie MODE zur Auswahl von ZEIT-, GEZEITEN-, CHRONO-, TIMER- und WECKER-Modus.



ZEIT- UND DATUMSEINSTELLUNG

- Vergewissern Sie sich, dass Sie im TIME-Modus sind.
- MODE/SET 2 Sekunden lang HALTEN zur Eingabe der Einstellungen.
- MODE/SET drücken zum Durchschalten von Stunde, Minute, Sekunden, Jahr, Monat, Tag/Datum, Datumsformat, 12- oder 24-Stunden-Format und Fuß oder Meter.
- UP drücken zum Erhöhen. DOWN drücken zum Verringern.
- Die Zeit ist eingestellt, wenn Sie sich durch alle Einstellungen durchgeklickt haben.

SOMMERZEIT-EINSTELLUNG (DST-FUNKTION)

- Vergewissern Sie sich, dass Sie im TIME-Modus sind.
- HALTEN Sie die UP-Taste 5 Sekunden lang und Ihre Uhr stellt sich automatisch auf die Sommerzeit ein. Das Sommerzeit-Icon (DST) wird in der unteren, linken Ecke Ihrer Uhr auftauchen.
- HINWEIS: Am Anfang und Ende der Sommerzeit MÜSSEN Sie die DST-Funktion verwenden, da Sie die gegenwärtige Uhrzeit korrigiert, damit die GEZEITEN-Angaben richtig sind

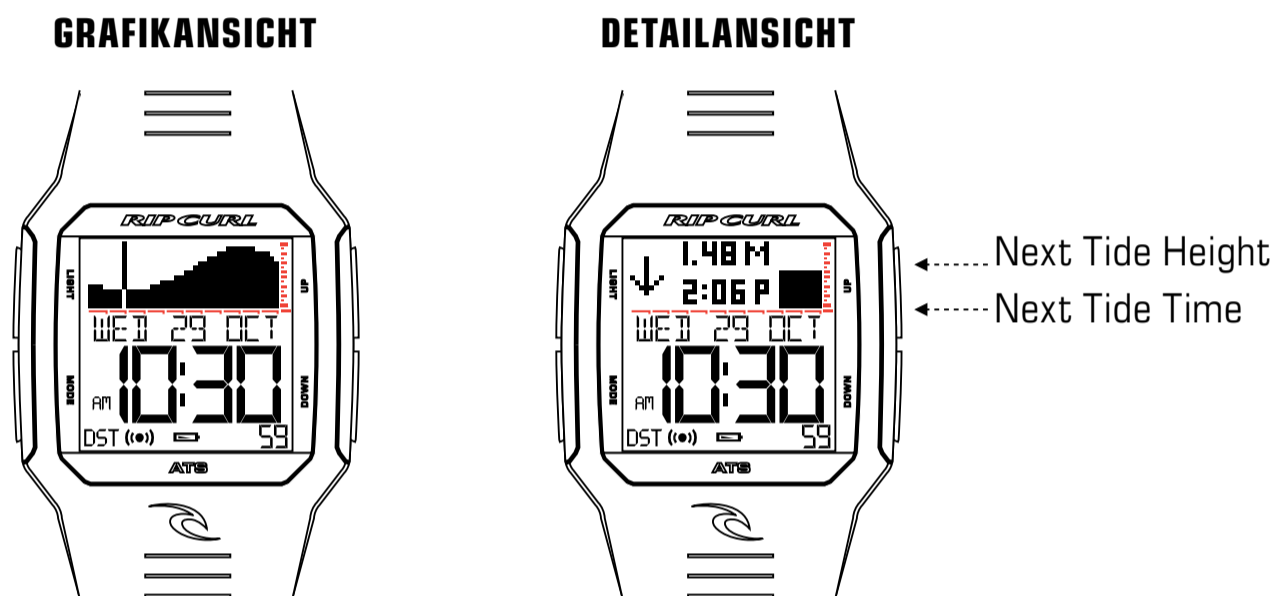
GEZEITEN-EINSTELLUNG

- Drücken Sie MODE/SET zur Auswahl des GEZEITEN-MODUS.
- MODE/SET 2 Sekunden lang HALTEN zur Eingabe der Strand-Einstellung.
- Zum Umschalten zwischen REGIONEN verwenden Sie UP und DOWN. Wenn Sie die gewünschte Region gefunden haben, drücken Sie MODE/SET.
- Verwenden Sie UP und DOWN zum Umschalten auf Ihr gewünschtes LAND. Drücken Sie MODE/SET zur Auswahl Ihres Landes.

- Verwenden Sie UP und DOWN zum Umschalten auf Ihren gewünschten STRAND.
- Drücken Sie MODE/SET zum Sichern vom ausgewählten Strand.
- Sobald Sie Ihren Strand eingestellt haben, können Sie UP und DOWN verwenden, um durch alle Gezeiteninformationen für den heutigen Tag oder auch vergangene und zukünftige Gezeiten durchblättern.

Anpassbare Gezeitenanzeige

- Im TIME-MODUS drücken Sie UP und DOWN zum Umschalten von Detailansicht auf Grafikansicht.
- Grafikansicht – “Auf einen Blick”-Gezeitenansicht gibt jeden einzelnen Standort maßstabsgetreu wieder und illustriert deutlich Spring- und Nippfluten. Tatsächliche Gezeitenhöhen werden 8 Stunden im Voraus und 2 Stunden in der Vergangenheit angezeigt.
- Detailansicht – Zeigt deutlich die gegenwärtige Gezeitenhöhe und Stömungsrichtung an, außerdem die numerischen Werte der Zeit und Höhe der nächsten Flut.



STOPPUHREN-EINSTELLUNG (CHRONO)

- Drücken Sie MODE/SET und schalten um mit UP und DOWN zur Auswahl von CHRONO.
- Drücken Sie UP. START/STOP zum Starten oder Stoppen der Stoppuhr.
- Drücken Sie DOWN. LAP/RESET zur Rundenzeit, während die Stoppuhr läuft.
- Um die Stoppuhr zurückzusetzen, vergewissern Sie sich, dass die Stoppuhr angehalten ist. Dann halten Sie DOWN. LAP/RESET 3 Sekunden lang.

TIMER-EINSTELLUNGEN (COUNTDOWN-TIMER)

- Drücken Sie MODE/SET und schalten um mit UP und DOWN zur Auswahl von TIMER. Ihr Timer in der Uhr ist auf 20 Minuten voreingestellt, er kann so eingestellt werden, dass er von 24 Stunden und 59 Minuten herunterzählt. Sobald der Timer den Wert Null erreicht, ertönt 20 Sekunden lang ein Alarmsignal und der Zähler fängt an, aufwärts zu zählen.
- Drücken Sie UP. START/STOP zum Starten oder Stoppen des Timers.
- DOWN HALTEN. LAP/RESET 2 Sekunden lang zum zurücksetzen des Timers.

TIMER-ZEIT EINSTELLEN

- MODE/SET 3 Sekunden lang HALTEN, die Ziffern für Stunden fangen an zu blinken. Verwenden Sie UP und DOWN zur Auswahl der gewünschten Stunde.
- Drücken Sie MODE/SET, die Ziffern für Minuten fangen an zu blinken. Verwenden Sie UP und DOWN zur Auswahl der gewünschten Minuten.
- Drücken Sie MODE/SET zur Bestätigung der eingestellten Zeit.


WECKER EINSTELLEN

- Drücken Sie MODE/SET zur Auswahl von ALARM.
- MODE/SET 3 Sekunden lang HALTEN zur Eingabe der Weckereinstellungen. Die Ziffern für Stunden fangen an zu blinken. Verwenden Sie UP und DOWN zur Auswahl der gewünschten Stunde.
- Drücken Sie MODE/SET, die Ziffern für Minuten fangen an zu blinken. Verwenden Sie UP und DOWN zur Auswahl der gewünschten Minuten.
- Drücken Sie MODE/SET zur Bestätigung der eingestellten Weckzeit.
- Drücken Sie UP und DOWN zum An- und Abschalten des Alarm-Icons “ (●) ”.

ENERGIESPARFUNKTION

- Halten Sie im TIME-MODUS DOWN 10 Sekunden lang zum Abschalten Ihrer Uhr. Drücken Sie jeden beliebigen Knopf zum Anschalten.

BATTERIE-SYMBOL

- Wenn der Ladezustand der Batterie Ihrer Uhr niedrig ist, erscheint ein Batterie-Symbol “  ” auf der Uhranzeige.

BEACH LIST

ASIA PACIFIC

AUSTRALIA

QUEENSLAND

WEIPA

THURSDAY ISLAND

LIZARD ISLAND

PORT DOUGLAS

CAIRNS

DUNK ISLAND

TOWNSVILLE

CAPE UPSTART

BOWEN

MACKAY

YEPPON

HAYMAN ISLAND

SHUTE HARBOUR

PORT CLINTON

GREAT KEPPEL

HERON ISL

GLADSTONE

BUNDABERG

AGNES WATERS

FRASER ISLAND

RAINBOW BEACH

NOOSA

COOLUM

CALOUNDRA

BRISBANE BAR

MORETON

STH STRADBROKE

SURFERS PARADISE

BURLEIGH HEADS

CURRUMBIN ALLEY

SNAPPER

NEW SOUTH WALES

DBAH

BYRON BAY

BALLINA

NORFOLK ISLAND

ANGOURIE

COFFS

SOUTH WEST ROCKS

PORT MACQUARIE

LORD HOWE ISLAND

FORSTER

PORT STEPHENS

NEWCASTLE

AVOCA

MANLY

SYDNEY

BONDI

CRONULLA

SANDON POINT

CAVES BEACH

ULLADULLA

MORUYA

BERMAGUI

EDEN

VICTORIA

MALLACOOTA

LAKES ENTRANCE

SQUEAKY BEACH

WARATAH BAY

CAPE PATERSON

WOOLAMAI

GUNNAMATTA

MELBOURNE

PORT PHILLIP HEADS

13th BEACH

BELLS

LORNE POINT

APOLLO BAY

PORT CAMPBELL

WARRNAMBOOL

PORTLAND

SOUTH AUSTRALIA

CAPE NORTH CUMBERLAND

BEACHPORT

KINGSTON

ROBE

VICTOR HARBOUR

SEAFORD REEF

ADELAIDE

KANGAROO ISLAND

STENHOUSE BAY

PARSONS BEACH

CHINAMANS

WHYALLA

PORT LINCOLN

ELLISTON

CEDUNA

CACTUS

GRANITES

WESTERN AUSTRALIA

EUCLA

ESPERANCE

MARY ANN HAVEN

ALBANY

SALMON BEACH

BLACK POINT

MARGARET RIVER

BUNBURY

BUSSELTON

MANDURAH

FREMANTLE

ROTTNEST ISLAND

SCARBOROUGH

TRIGG POINT

TWO ROCKS

LANCELIN

JURIEN

GERALDTON

KALBARRI

DIRK HARTOG ISLAND

CARNARVON

POINT MAUD

EXMOUTH

ONSLO

DAMPIER

BARROW ISLAND

RED BLUFF

PORT HEDLAND

BROOME

DERBY

KARRAKATTA BAY

WHITE ISLAND

PORT WARRENDER

CAPE WHISKEY

COCOS ISLAND

CHRISTMAS ISLAND

TURTLE POINT

NORTHERN TERRITORY

DARWIN
JENSEN BAY

TASMANIA

FLINDERS ISLAND
DEVONPORT
EDGDCUMBE BEACH
BURNIE
MUSSELROE BAY
SCAMANDER
BINALONG BAY
BICHENO
SPRING BEACH
EAGLEHAWK NECK
SWANSEA
HOBART
BRAMBLE COVE
CAPE SORELL
TRIAL HARBOUR
WOOLNORTH
KING ISLAND

NEW ZEALAND**NORTH ISL**

SHIPWRECK BAY
SANDY BAY
MANGAWHAI HEADS
PIHA
WHANGAMATA
MT MAUNGANUI
RAGLAN
WAINUI BEACH
AUCKLAND
NEW PLYMOUTH
NAPIER
CASTLEPOINT
PATEA BREAKWALL
BREAKER BAY

SOUTH ISL

NELSON
GREYMOUTH
KAIKOURA
CHRISTCHURCH
DUNEDIN
BLUFF
JACKSON BAY
ANITA BAY
MASON BAY

FIJI

TAVARUA
FRIGATES
SUVA

TAHITI

PAPEETE
TEAHUPOO
TAAPUNA

NEW CALEDONIA

NOUMEA

TONGA

NUKU'ALOFA

PAPUA NEW GUINEA

VANIMO
TUPIRA MIRA
KAVIENG
PORT MORESBY

SAMOA

APIA
BOULDERS

ASIA

MICRONESIA
P-PASS

INDONESIA

WEST JAVA
MENTAWAI
JACKALS
KRUI
G-LAND
KUTA
ULUWATU
DESERT POINT
LAKEY PEAK

MALAYSIA

KUALA LUMPUR

THAILAND

BANGKOK
PHUKET
KO SAMUI

PHILIPPINES

MANILA
CLOUD 9

SANTA CRUZ**VIETNAM**

DA NANG
HO CHI MINH

SOUTH KOREA

DEACHON
YANGYANG
POHANG
IHO

TAIWAN

JIN SHAN
DONGHE BRIDGE

JAPAN

OKINAWA
KIZAKIHAMA
TAKAHAMA
TORIIHAMA
HIGASHIKOU
HAMAATSUMA
SENDAI SHINKO
OARAI
TOP SANTE
HEBARA
KAMOGAWA
WADA
SHONAN
TATADO
OMAEZAKI
MAISAKA
IKUMI
ISONOURA
OSUKA

NORTH AMERICA**USA****WEST COAST**

PT GRENVILLE
CANNON BEACH
PACIFIC CITY BEACH
OTTER ROCK
BASTENDORFF BEACH
SOUTH JETTY
BLUES BEACH
ARENA COVE
ROCKAWAY
MAVERICKS
STEAMER POINT
MOSS LANDING

SAN SIMEON

MORRO BAY
PISMO BEACH (THE PIER)
JALAMA
EL CAPITAN
RINCON
C STREET
MALIBU FIRST POINT
EL PORTO
HUNTINGTON BEACH
THE WEDGE
DANA POINT
T STREET
TRESTLES
OCEANSIDE
CARLSBAD
SWAMIS
BLACKS BEACH
IMPERIAL BEACH

EAST COAST

SCARBOROUGH
LONG SANDS
THE WALL
NANTASKET BEACH
MATANUK BEACH
NANTUCKET ISL
WEST HAMPTON JETTIES
THE COVE
CASINO PIER
7-11
NORTH STREET
STOCKTON
MAIN STREET
OCEAN CITY MD
CHINCOTEAGUE
HAMPTON
1ST STREET JETTY
AVALON PIER
RODANTHE PIER
LIGHTHOUSE
OCRACOCKE
ATLANTIC BEACH
SURF CITY
WRIGHTSVILLE BEACH
GARDEN CITY
FOLLY BEACH
TYBEE ISLAND
GOULDS INLET
JAX BEACH
CEDAR KEY
BLOWHOLE

DAYTONA BEACH
PONCE INLET
COCOA BEACH
SEBASTIAN INLET
LAKE WORTH PIER
FT LAUDERDALE BEACH
VENICE BEACH
SOUTHWEST PASS
GALVESTON
BOB HALL PIER
BOCA CHICA

HAWAII

HONOLII COVE
BANYANS
JAWS
HOOKIPA
HONOLUA
MAKENA BAY
HANA
BANZAI PIPELINE
HONOLULU
HANAIEI BAY
POIPU

ALASKA

ANCHORAGE

CANADA

PORT RENFREW
TOFINHO
HALIFAX
INGONISH BEACH

CENTRAL AMERICA

BAJA

ROSARITO
LA PUNTA
SAN CARLOS
SAN JOSE DEL CABO
LA PAZ

MEXICO

MAZATLAN
PUERTO VALLARTA
PASCUALES
LAS ESCOLLERAS
PUERTO ESCONDIDO
LA JOLLA
TULUM BEACH
ESCOLLERAS JETTIES

GUATEMALA

LA BARRA

EL SALVADOR

LA LIBERTAD
PUNTA MANGO

HONDURAS

WAVEHUNTER'S

NICARAGUA

PUERTO CORINTO
GREYTOWN

COSTA RICA

PLAYA NEGRA
HERMOSA
PAVONES

PANAMA

P-LAND
VENAO
PLAYA MALIBU
V-LAND

PUERTO RICO

TRES PALMAS
MIDDLES
SAN JUAN
PLAYA BRAVA
PALMAS DEL MAR

DOMINICAN REPUBLIC

SANTO DOMINGO
PUERTO PLATA

JAMAICA

MONTEGO BAY
PORT ROYAL

BAHAMAS

PELICAN HARBOUR

SOUTH AMERICA

BRAZIL

NORTH

FERNANDO DE NORONHA
FORTALEZA
RIO CEARA
RIO GRANDE DO NORTE-RN
PRAIA DA PIPA- RN
PORTO DE GALINHAS

MACEIO
SALVADOR
ITACARE
REGENCIA

SOUTH

SAQUAREMA
RIO DE JANEIRO
BARRA DA TIJUCA
UBATUBA
MARESIAS
GUARUJA
SANTOS
MATINHOS
FLORIANOPOLIS
IMBITUBA
RIO GRANDE DO SUL

URUGUAY

MONTEVIDEO

ARGENTINA

BEUNOS AIRES
PINAMAR
MAR DEL PLATA
NECOCHEA
PUERTO MADRYN
CABO RASO

CHILE

ARICA
ANTOFAGASTA
CALDERA
COQUIMBO
SANTIAGO
VINA DEL MAR
PUNTA DE LOBOS

PERU

MANCORA
CABO BLANCO
CHICAMA
LIMA
PISCO
BOCA DEL RIO

ECUADOR

MANTA
LA LIBERTAD

COLUMBIA

PUERTO COLUMBIA
NUQUI

VENEZUELA

CARACAS

GALAPAGOS ISLANDS

SANTA CRUZ

EASTER ISLAND

PAPA TENGA ROA

INDIAN OCEAN

MADAGASCAR

IFATY
DIEGO SUAREZ
TOAMASINA

MAURITIUS

TAMARIN BAY
PORT LOUIS

REUNION ISLAND

ST LEU

SEYCHELLES

PORT VICTORIA

MALDIVES

LOHIFUSHI
COKES
SUVADIVA ATOLL

SRI LANKA

HIKKADUWA
COLOMBO
GALLE

INDIA

KOVALAM
GOA
CHENNAI
PARADWIP

MIDDLE EAST

OMAN

MUSCAT

U.A.E

DUBAI

AFRICA
SOUTH AFRICA
ELANDS BAY
CAPE TOWN
MUIZENBERG
MOSSEL BAY
JEFFREY'S BAY
PORT ELIZABETH
PORT ALFRED
EAST LONDON
SOUTHBROOM
DURBAN
BALLITO
RICHARDS BAY

NAMIBIA
WALVIS BAY
LUDERITZ BAY

ANGOLA
LUANDA

CONGO
POINTE NOIRE

GABON
CAPE LOPEZ

NIGERIA
LAGOS

SENEGAL
DAKAR

CAPE VERDE
PORTO GRANDE

WESTERN SAHARA
PONTA NEGRA

MOROCCO
ANCHOR POINT
CASABLANCA
RABAT

TANZANIA
ZANZIBAR

MOZAMBIQUE
MOZAMBIQUE ISL
INHAMBANE BAY
PONTA DA OURO

EUROPE
FRANCE
LA PLAGUE
ETRETAT
LA TORCHE
KAOLIN
LA SAUZAIE
BUD BUD
CHASSIRON
LACANAU
HOSSEGOR
BIARRITZ
BIDART
GUETHARY
NICE
MARSEILLE

ITALY
ROME
STE MARINELLA
VARAZZE
CAPO MANNU

SPAIN
SAN SEBASTIAN
MUNDAKA ESP
SANTANDER
DONINOS ESP
EL PALMAR

CANARY ISLANDS
LANZAROTE
SPANISH LEFT

PORTUGAL
AFIFE
FIGUEIRA DA FOZ
SUPERTUBOS
CARCAVELOS
SAO MIGUEL AZORES
MADEIRA

ENGLAND
ISLE OF MAN
FRESHWATER
CROYDE
NEWQUAY
FALMOUTH
ISLE OF WIGHT
JOSS BAY
VAZON REEF
WATERSPLASH

SCOTLAND
PEASE BAY
THURSO EAST

IRELAND
PORTRUSH
GALWAY
CORK HARBOUR

BELGIUM
BAY OF HEIST

NETHERLANDS
SLUFTER

GERMANY
SYLT

DENMARK
COPENHAGEN
FAROE ISLANDS

NORWAY
SALTSTEIN

RUSSIA
CAPE KONUSHIN

GREECE
PATRAS
DODECANESE

CYPRUS
HELIOS BAY

TURKEY
ANTALYA

Navigationshaftungsausschluss

WICHTIG: Die Gezeitenuhren von Rip Curl dürfen auf keinen Fall für die Navigation verwendet werden. Sie müssen jederzeit bedenken, dass sich die Witterungsbedingungen, Änderungen des Klimas und die Küstenumgebung auf die Gezeitenänderungen / Gezeitenbereichsänderungen oft sehr stark auswirken. Rip Curl kann daher die in dieser Uhr enthaltenen Informationen nicht garantieren und haftet auf keinen Fall für Schwankungen der tatsächlichen Gezeitenbedingungen.

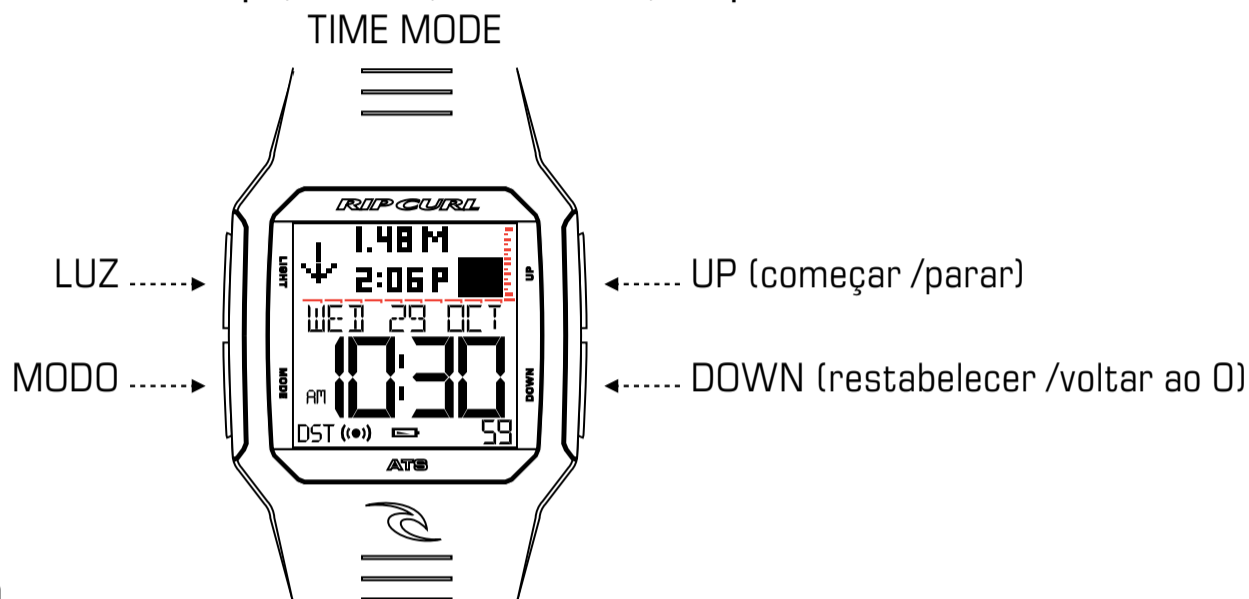
MARES DO RIFLES

500 locais

Parabéns pela compra de um relógio novo de mares RIP CURL. Seu relógio foi projetado especificamente para ajudá-lo a apanhar o melhor surf. Carregado com informações das marés, função maré futuro, tempo, cronômetro, alarme, luz... Divirta-se!

WATCH NAVIGATION

- Pressione o botão MODE para visualizar MENU. Use UP & DOWN para percorrer as opções do menu.
- Pressione MODE para selecionar tempo, alarme, Cronometro, temporizador.



Configurar hora e data

- Certifique-se de que está no modo TIME.
- Pressione 2 segundos o botão MODE / SET para ajustar.
- Carregue no botão MODE / SET para avançar através hora, minuto, segundos, ano, mês, dia / data, Formato de data, formato de 12 ou 24 horas, e pés ou metros.
- Pressione UP para aumentar. Pressione DOWN para diminuir.
- O tempo fica definido uma vez que avançar através de todas as seleções.

Hora de verão

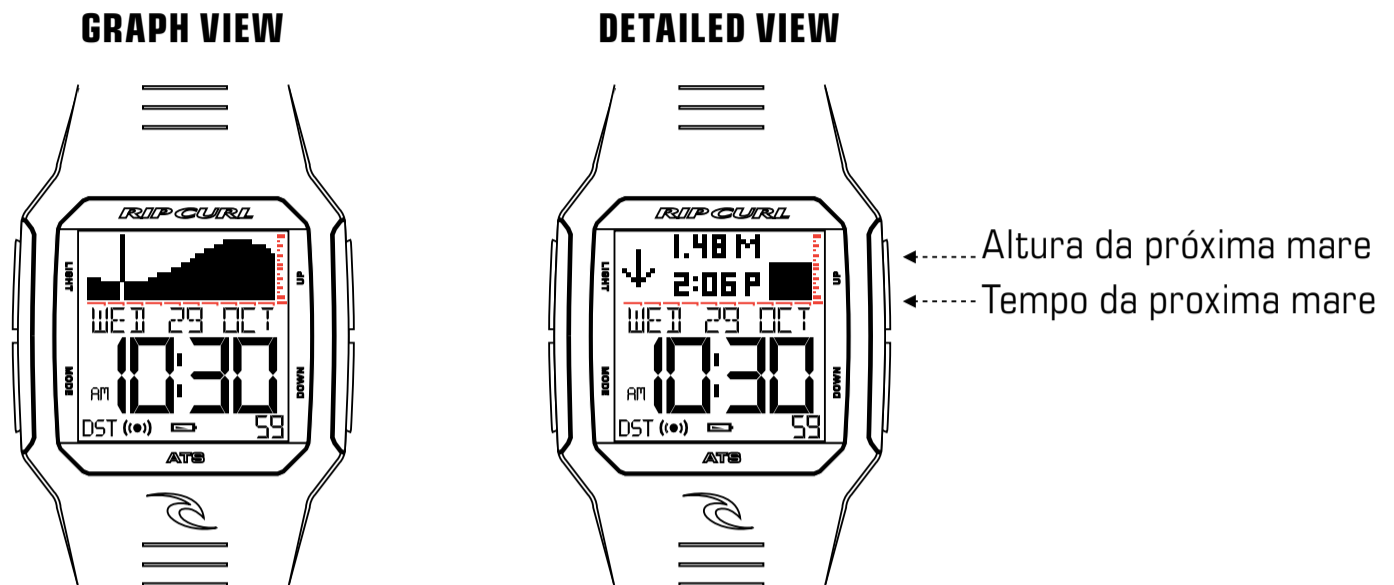
- Certifique-se de que está no modo TIME.
- Pressione o botão UP 5 segundos e seu relógio será ajustado automaticamente para o Horário de Verão. Ícone DST irá aparecer no canto inferior esquerdo do seu relógio.
- NOTA: No início e no fim do horário de verão, você tem de usar a função DST para corrigir a hora atual, e o tempo da mare ficar correta.

Acertar a mare

- Carregue no botão MODE / SET para selecionar a MODO TIDE.
- Pressione HOLD / SET durante 2 segundos para selecionar a praia.
- Para alternar entre as regiões utilizar UP & DOWN. Quando você encontrar a região desejada prima MODE / SET.
- Use UP & DOWN para alternar entre o país desejado. Carregue no botão MODE / SET para bloquear o país.
- Use UP & DOWN para alternar entre a praia desejada .
- Carregue no botão MODE / SET para salvar a praia selecionada.
- Depois de definir a sua praia você pode usar UP & DOWN para alternar entre as informações das marés para hoje, bem como passado e marés futuras.

Exibição da maré customizada

- No modo TIME prima UP & DOWN para mudar entre vista detalhada ou vista em grafico.
- Vista em grafico ' a vista ' mostra a mare numa escala para cada local e ilustra as marés mortas. Alturas das marés reais são exibidos oito horas para o futuro e 2 horas para o passado.
- Vista detalhada - exhibe Claramente a altura da maré atual e direção, incluindo o tempo e altura da próxima maré.



CONFIGURAÇÃO do cronometro

- Carregue no botão MODE / SET e alternar UP / DOWN para selecionar o modo CHRONO.
- Prima UP, START / STOP para iniciar ou parar o cronômetro.
- Prima DOWN, LAP / RESET para os tempos de voltas enquanto o cronógrafo está em execução.
- Para repor o Cronometro, certifique-se que o cronógrafo está parado, então pressione LAP / RESET durante 3 segundos.

CONFIGURAÇÃO DA CONTAGEM REGRESSIVA

- Carregue no botão MODE / SET e alternar UP / DOWN para selecionar o TIMER. O seu relógio temporizador está predefinido para 20 minutos, mas pode ser ajustado a contagem regressiva de 59 minutos 23hr. Uma vez que o cronômetro fica a zero um alarme soará por 20 segundos e o contador começa a contagem para cima.
- Prima UP, START / STOP para iniciar ou parar o temporizador.
- Segurar, LAP / RESET por 2 segundos para reiniciar o cronómetro.

AJUSTE DO TEMPO DA CONTAGEM DECRESCENTE

- Segurar MODE / SET durante 3 segundos, os dígitos da hora vão piscar. Use UP & DOWN, para selecionar a hora que quiser.
- Carregue no botão MODE / SET, os minutos começam a piscar. Use UP & DOWN para selecionar os minutos necessários.
- Carregue no botão MODE / SET para confirmar o tempo definido.

ACERTAR O ALARME

- Carregue no botão MODE / SET para selecionar o ALARME.
- pressione HOLD / SET por 3 segundos para entrar na configuração do alarme. Os dígitos das horas começam a piscar. Use UP & DOWN, para selecionar a hora que quiser.
- Carregue no botão MODE / SET, os minutos começam a piscar. Use UP & DOWN para selecionar os minutos que quiser.
- Carregue no botão MODE / SET para confirmar o ajuste do alarme.
- Pressione UP & DOWN para ativar o ícone de alarme " (●) " ligado ou desligado.

FUNCAO POUPAR A BATERIA

- No modo TIME pressione down por 10 segundos para desligar o relógio. Pressione qualquer tecla para acordar.

SIMBOLO DE BATERIA

- Quando a bateria do relógio está fraca um símbolo da bateria “” aparece na tela do relógio.

BEACH LIST

ASIA PACIFIC

AUSTRALIA

QUEENSLAND

WEIPA
THURSDAY ISLAND
LIZARD ISLAND
PORT DOUGLAS
CAIRNS
DUNK ISLAND
TOWNSVILLE
CAPE UPSTART
BOWEN
MACKAY
YEPPON
HAYMAN ISLAND
SHUTE HARBOUR
PORT CLINTON
GREAT KEPPEL
HERON ISL
GLADSTONE
BUNDABERG
AGNES WATERS
FRASER ISLAND
RAINBOW BEACH
NOOSA
COOLUM
CALOUNDRA
BRISBANE BAR
MORETON
STH STRADBROKE
SURFERS PARADISE
BURLEIGH HEADS
CURRUMBIN ALLEY
SNAPPER

NEW SOUTH WALES

DBAH
BYRON BAY
BALLINA
NORFOLK ISLAND
ANGOURIE

COFFS
SOUTH WEST ROCKS
PORT MACQUARIE
LORD HOWE ISLAND
FORSTER
PORT STEPHENS
NEWCASTLE
AVOCA
MANLY
SYDNEY
BONDI
CRONULLA
SANDON POINT
CAVES BEACH
ULLADULLA
MORUYA
BERMAGUI
EDEN

VICTORIA

MALLACOOTA
LAKES ENTRANCE
SQUEAKY BEACH
WARATAH BAY
CAPE PATERSON
WOOLAMAI
GUNNAMATTA
MELBOURNE
PORT PHILLIP HEADS
13th BEACH
BELLS
LORNE POINT
APOLLO BAY
PORT CAMPBELL
WARRNAMBOOL
PORTLAND

SOUTH AUSTRALIA

CAPE NORTH CUMBERLAND
BEACHPORT
KINGSTON

ROBE
VICTOR HARBOUR
SEAFORD REEF
ADELAIDE
KANGAROO ISLAND
STENHOUSE BAY
PARSONS BEACH
CHINAMANS
WHYALLA
PORT LINCOLN
ELLISTON
CEDUNA
CACTUS
GRANITES

WESTERN AUSTRALIA

EUCLA
ESPERANCE
MARY ANN HAVEN
ALBANY
SALMON BEACH
BLACK POINT
MARGARET RIVER
BUNBURY
BUSSELTON
MANDURAH
FREMANTLE
ROTTNEST ISLAND
SCARBOROUGH
TRIGG POINT
TWO ROCKS
LANCELIN
JURIEN
GERALDTON
KALBARRI
DIRK HARTOG ISLAND
CARNARVON
POINT MAUD
EXMOUTH
ONSLO
DAMPIER

BARROW ISLAND
RED BLUFF
PORT HEDLAND
BROOME
DERBY
KARRAKATTA BAY
WHITE ISLAND
PORT WARRENDER
CAPE WHISKEY
COCOS ISLAND
CHRISTMAS ISLAND
TURTLE POINT

NORTHERN TERRITORY

DARWIN
JENSEN BAY

TASMANIA

FLINDERS ISLAND
DEVONPORT
EDGDCUMBE BEACH
BURNIE
MUSSELROE BAY
SCAMANDER
BINALONG BAY
BICHENO
SPRING BEACH
EAGLEHAWK NECK
SWANSEA
HOBART
BRAMBLE COVE
CAPE SORELL
TRIAL HARBOUR
WOOLNORTH
KING ISLAND

NEW ZEALAND
NORTH ISL
SHIPWRECK BAY
SANDY BAY
MANGAWHAI HEADS
PIHA
WHANGAMATA
MT MAUNGANUI
RAGLAN
WAINUI BEACH
AUCKLAND
NEW PLYMOUTH
NAPIER
CASTLEPOINT
PATEA BREAKWALL
BREAKER BAY

SOUTH ISL
NELSON
GREYMOUTH
KAIKOURA
CHRISTCHURCH
DUNEDIN
BLUFF
JACKSON BAY
ANITA BAY
MASON BAY

FIJI
TAVARUA
FRIGATES
SUVA

TAHITI
PAPEETE
TEAHUPOO
TAAPUNA

NEW CALEDONIA
NOUMEA

TONGA
NUKU'ALOFA

PAPUA NEW GUINEA
VANIMO
TUPIRA MIRA
KAVIENG
PORT MORESBY

SAMOA
APIA
BOULDERS

ASIA
MICRONESIA
P-PASS

INDONESIA
WEST JAVA
MENTAWAI
JACKALS
KRUI
G-LAND
KUTA
ULUWATU
DESERT POINT
LAKEY PEAK

MALAYSIA
KUALA LUMPUR

THAILAND
BANGKOK
PHUKET
KO SAMUI

PHILIPPINES
MANILA
CLOUD 9
SANTA CRUZ

VIETNAM
DA NANG
HO CHI MINH

SOUTH KOREA
DEACHON
YANGYANG
POHANG
IHO

TAIWAN
JIN SHAN
DONGHE BRIDGE

JAPAN
OKINAWA
KIZAKIHAMA
TAKAHAMA
TORIIHAMA
HIGASHIKOU

HAMAATSUMA
SENDAI SHINKO
OARAI
TOP SANTE
HEBARA
KAMOGAWA
WADA
SHONAN
TATADO
OMAEZAKI
MAISAKA
IKUMI
ISONOURA
OSUKA

NORTH AMERICA
USA

WEST COAST
PT GRENVILLE
CANNON BEACH
PACIFIC CITY BEACH
OTTER ROCK
BASTENDORFF BEACH
SOUTH JETTY
BLUES BEACH
ARENA COVE
ROCKAWAY
MAVERICKS
STEAMER POINT
MOSS LANDING
SAN SIMEON
MORRO BAY
PISMO BEACH (THE PIER)
JALAMA
EL CAPITAN
RINCON
C STREET
MALIBU FIRST POINT
EL PORTO
HUNTINGTON BEACH
THE WEDGE
DANA POINT
T STREET
TRESTLES
OCEANSIDE
CARLSBAD
SWAMIS
BLACKS BEACH
IMPERIAL BEACH

EAST COAST
SCARBOROUGH
LONG SANDS
THE WALL
NANTASKET BEACH
MATANUK BEACH
NANTUCKET ISL
WEST HAMPTON JETTIES
THE COVE
CASINO PIER
7-11
NORTH STREET
STOCKTON
MAIN STREET
OCEAN CITY MD
CHINCOTEAGUE
HAMPTON
1ST STREET JETTY
AVALON PIER
RODANTHE PIER
LIGHTHOUSE
OCRACOKE
ATLANTIC BEACH
SURF CITY
WRIGHTSVILLE BEACH
GARDEN CITY
FOLLY BEACH
TYBEE ISLAND
GOULDS INLET
JAX BEACH
CEDAR KEY
BLOWHOLE
DAYTONA BEACH
PONCE INLET
COCOA BEACH
SEBASTIAN INLET
LAKE WORTH PIER
FT LAUDERDALE BEACH
VENICE BEACH
SOUTHWEST PASS
GALVESTON
BOB HALL PIER
BOCA CHICA

HAWAII
HONOLII COVE
BANYANS
JAWS
HOOKIPA
HONOLUA
MAKENA BAY
HANA
BANZAI PIPELINE
HONOLULU
HANALEI BAY
POIPU

ALASKA
ANCHORAGE

CANADA
PORT RENFREW
TOFINHO
HALIFAX
INGONISH BEACH

CENTRAL AMERICA
BAJA
ROSARITO
LA PUNTA
SAN CARLOS
SAN JOSE DEL CABO
LA PAZ

MEXICO
MAZATLAN
PUERTO VALLARTA
PASCUALES
LAS ESCOLLERAS
PUERTO ESCONDIDO
LA JOLLA
TULUM BEACH
ESCOLLERAS JETTIES

GUATEMALA
LA BARRA

EL SALVADOR
LA LIBERTAD
PUNTA MANGO

HONDURAS
WAVEHUNTER'S

NICARAGUA
PUERTO CORINTO
GREYTOWN

COSTA RICA
PLAYA NEGRA
HERMOSA
PAVONES

PANAMA
P-LAND
VENAO
PLAYA MALIBU
V-LAND

PUERTO RICO
TRES PALMAS
MIDDLES
SAN JUAN
PLAYA BRAVA
PALMAS DEL MAR

DOMINICAN REPUBLIC
SANTO DOMINGO
PUERTO PLATA

JAMAICA
MONTEGO BAY
PORT ROYAL

BAHAMAS
PELICAN HARBOUR

SOUTH AMERICA
BRAZIL
NORTH
FERNANDO DE NORONHA
FORTALEZA
RIO CEARA
RIO GRANDE DO NORTE-RN
PRAIA DA PIPA- RN
PORTO DE GALINHAS
MACEIO
SALVADOR
ITACARE
REGENCIA

SOUTH
SAQUAREMA
RIO DE JANEIRO
BARRA DA TIJUCA
UBATUBA

MARESIAS
GUARUJA
SANTOS
MATINHOS
FLORIANOPOLIS
IMBITUBA
RIO GRANDE DO SUL

URUGUAY
MONTEVIDEO

ARGENTINA
BEUNOS AIRES
PINAMAR
MAR DEL PLATA
NECOCHEA
PUERTO MADRYN
CABO RASO

CHILE
ARICA
ANTOFAGASTA
CALDERA
COQUIUMBO
SANTIAGO
VINA DEL MAR
PUNTA DE LOBOS

PERU
MANCORA
CABO BLANCO
CHICAMA
LIMA
PISCO
BOCA DEL RIO

ECUADOR
MANTA
LA LIBERTAD

COLUMBIA
PUERTO COLUMBIA
NUQUI

VENEZUELA
CARACAS

GALAPAGOS ISLANDS
SANTA CRUZ

EASTER ISLAND
PAPA TENGA ROA

INDIAN OCEAN
MADAGASCAR
IFATY
DIEGO SUAREZ
TOAMASINA

MAURITIUS
TAMARIN BAY
PORT LOUIS

REUNION ISLAND
ST LEU

SEYCHELLES
PORT VICTORIA

MALDIVES
LOHIFUSHI
COKES
SUVADIVA ATOLL

SRI LANKA
HIKKADUWA
COLOMBO
GALLE

INDIA
KOVALAM
GOA
CHENNAI
PARADWIP

MIDDLE EAST
OMAN
MUSCAT

U.A.E
DUBAI

AFRICA
SOUTH AFRICA
ELANDS BAY
CAPE TOWN
MUIZENBERG
MOSSEL BAY
JEFFREY'S BAY
PORT ELIZABETH
PORT ALFRED
EAST LONDON
SOUTHBROOM
DURBAN
BALLITO
RICHARDS BAY

NAMIBIA
WALVIS BAY
LUDERITZ BAY

ANGOLA
LUANDA

CONGO
POINTE NOIRE

GABON
CAPE LOPEZ

NIGERIA
LAGOS

SENEGAL
DAKAR

CAPE VERDE
PORTO GRANDE

WESTERN SAHARA
PONTA NEGRA

MOROCCO
ANCHOR POINT
CASABLANCA
RABAT

TANZANIA
ZANZIBAR

MOZAMBIQUE
MOZAMBIQUE ISL
INHAMBANE BAY
PONTA DA OURO

EUROPE

FRANCE
LA PLAGE
ETRETAT
LA TORCHE
KAOLIN
LA SAUZAIE
BUD BUD
CHASSIRON
LACANAU
HOSSEGOR
BIARRITZ
BIDART
GUETHARY
NICE
MARSEILLE

ITALY
ROME
STE MARINELLA
VARAZZE
CAPO MANNU

SPAIN
SAN SEBASTIAN
MUNDAKA ESP
SANTANDER
DONINOS ESP
EL PALMAR

CANARY ISLANDS
LANZAROTE
SPANISH LEFT

PORTUGAL
AFIFE
FIGUEIRA DA FOZ
SUPERTUBOS
CARCAVELOS
SAO MIGUEL AZORES
MADEIRA

ENGLAND
ISLE OF MAN
FRESHWATER
CROYDE
NEWQUAY
FALMOUTH
ISLE OF WIGHT
JOSS BAY
VAZON REEF
WATERSPLASH

SCOTLAND
PEASE BAY
THURSO EAST

IRELAND
PORTRUSH
GALWAY
CORK HARBOUR

BELGIUM
BAY OF HEIST

NETHERLANDS
SLUFTER

GERMANY
SYLT

DENMARK
COPENHAGEN
FAROE ISLANDS

NORWAY
SALTSTEIN

RUSSIA
CAPE KONUSHIN

GREECE
PATRAS
DODECANESE

CYPRUS
HELIOS BAY

TURKEY
ANTALYA

Exoneração de responsabilidade de navegação

IMPORTANTE: Os relógios de marés Rip Curl nunca devem ser utilizados para navegação.

Lembre-se de que as condições meteorológicas, mudanças no clima e o ambiente da costa podem afectar mudanças/amplitudes de marés, por vezes, muito fortemente. Por conseguinte, a Rip Curl não pode garantir a informação contida neste relógio, nem aceitar a responsabilidade por diferenças em relação às condições reais da maré.

RIFLES / MAUI TIDE

500 地点

この度は RIP CURL タイド・ウォッチをご購入いただきありがとうございます。この時計は、あなたが最高のサーフィンを楽しめるよう特別に開発されました。あらゆる潮流情報、今後の潮の動き、タイマー、ストップウォッチ、アラームにライトなど豊富な機能をご堪能ください。

使用方法

・[MODE]ボタンを押して、メニュー画面へと進んでください。「UP」と「DOWN」ボタンでメニュー・オプションをスクロールできます。

・[MODE]ボタンで時間、タイド、ストップウォッチ、タイマー、アラームの機能を選択します。



時刻と日付の設定

- ・メイン画面にいることを確認してください。
- ・[MODE/SET]ボタンを2秒間押して設定画面へと進んでください。
- ・[MODE/SET]ボタンを押して「時」、「分」、「秒」、「年」、「月」、「日」、「曜日」、「日付」フォーマット、「12/24 時制」表示、「フィート/メートル」表示を設定します。
- ・[UP]ボタンを押すと進み、[DOWN]ボタンを押すと戻ります。
- ・全ての設定が終了すると、設定は自動的に終了します。

サマータイム(DST)設定

- ・メイン画面にいることを確認してください。
 - ・[LAP/RESET]ボタンを5秒間押すと自動的にサマータイム時間に切り替わります。
- サマータイム・モードでは、「DST」アイコンが画面左下に表示されます。

注意:この設定の際、時刻や潮設定が実際のサマータイムの切り替わり時間と整合していることをご確認ください。

タイド設定

- ・ [MODE/SET]ボタンを押してタイドモードへ進んでください。
- ・ [MODE/SET]ボタンを 2 秒間押してビーチ設定へ進んでください。
- ・ 地域を切り替えるには[UP]と[DOWN]ボタンを使用します。登録したい地域が見つかったら[MODE/SET]ボタンを押してください。
- ・ [UP]と[DOWN]ボタンで国を切り替えます。[MODE/SET]ボタンで決定します。
- ・ [UP]と[DOWN]ボタンでビーチを切り替えます。
- ・ [MODE/SET]ボタンを 2 秒間押してビーチを保存します。
- ・ 一度ビーチを設定したら今日だけでなく過去と未来の潮情報も[UP]と[DOWN]ボタンで確認することができます。

タイド画面をカスタマイズしてみよう

- ・ メイン画面にいることを確認し、[UP]と[DOWN]ボタンを押して「DETAILED(詳細)」か「GRAPH(グラフ)」画面に進みましょう。

・グラフ画面： 一目瞭然、見ただけでわかる潮の上げ下げは、あなたのお気に入りポイントの大潮と小潮までも明確に表示します。8 時間前から、2 時間前までの潮の動きが簡単にわかる便利な機能です。

・詳細画面： 今現在の潮位や満潮、干潮のどちらに向かっているか、さらにはつぎの潮とその潮位を表示します。



クロノグラフ(ストップウォッチ)設定

- ・[MODE/SET]ボタンを押し、[UP]と[DOWN]ボタンを操作してストップウォッチ・モードをセレクトください。
- ・[UP]([START/STOP]) ボタンでストップウォッチのスタート/ストップを操作します。
- ・ラップ・タイムを測るには[DOWN]([LAP/RESET])ボタンを押しします。
- ・ストップウォッチをリセットする場合は、ストップウォッチが止まった状態で、[DOWN]ボタンを 3 秒間押ししてください。

タイマー(カウントダウン・タイマー)設定

- ・ [MODE/SET]ボタンを押し、[UP]と[DOWN]ボタンの操作でタイマー画面をセレクトします。
- カウントダウン・タイマーは 20 分にプリセットされていますが、最大で 23 時間 59 分 59 秒からスタートすることが可能です。
- タイマーが「0」になると、アラーム音が 20 秒間鳴り、カウンターがカウント・アップをはじめます。これによりアラーム音がどれくらい前に鳴ったのかがわかります。

- ・[UP]([START/STOP])ボタンを押し、タイマーのスタート/ストップを操作します。
- ・[DOWN]([LAP/RESET])ボタンを 2 秒間押し、タイマーがリセットされます。

タイマー時間の調整

- ・ [MODE/SET]ボタンを 3 秒間押し「時」が点滅しますので、[UP]と[DOWN]ボタンで「時」を設定してください。
- ・ [MODE/SET]ボタンを押し「分」が点滅しますので、[UP]と[DOWN]ボタンで「分」を設定してください。
- ・ [MODE/SET]ボタンを押し設定を決定してください。

アラーム設定

- ・ [MODE/SET]ボタンを押しアラーム画面をセレクトしてください。
- ・ [MODE/SET]ボタンを 3 秒間押しアラーム設定画面へと進みます。「時」が点滅しますので、[UP]と[DOWN]ボタンで「時」を設定してください。
- ・ [MODE/SET]ボタンを押し、「分」が点滅します。[UP]と[DOWN]ボタンで「分」を設定してください。
- ・ [MODE/SET]ボタンを押し設定を決定します。
- ・ [UP]と[DOWN]ボタンでアラーム・アイコンのオン・オフを切り替えます。

省エネ・モード

メイン画面にて、[DOWN]ボタンを 10 秒間押しつづけると、時計の電源がオフになります。オンにするには、どれでもいいのでボタンを押ししてください。

バッテリーのアイコン

- ・時計のバッテリーが弱まってくると、乾電池のアイコンが画面に表示されます。

BEACH LIST

ASIA PACIFIC

AUSTRALIA

QUEENSLAND

WEIPA
THURSDAY ISLAND
LIZARD ISLAND
PORT DOUGLAS
CAIRNS
DUNK ISLAND
TOWNSVILLE
CAPE UPSTART
BOWEN
MACKAY
YEPPON
HAYMAN ISLAND
SHUTE HARBOUR
PORT CLINTON
GREAT KEPPEL
HERON ISL
GLADSTONE
BUNDABERG
AGNES WATERS
FRASER ISLAND
RAINBOW BEACH
NOOSA
COOLUM
CALOUNDRA
BRISBANE BAR
MORETON
STH STRADBROKE
SURFERS PARADISE
BURLEIGH HEADS
CURRUMBIN ALLEY
SNAPPER

NEW SOUTH WALES

DBAH
BYRON BAY
BALLINA
NORFOLK ISLAND
ANGOURIE
COFFS
SOUTH WEST ROCKS
PORT MACQUARIE
LORD HOWE ISLAND
FORSTER
PORT STEPHENS
NEWCASTLE
AVOCA
MANLY
SYDNEY
BONDI
CRONULLA
SANDON POINT
CAVES BEACH
ULLADULLA
MORUYA
BERMAGUI
EDEN

VICTORIA

MALLACOOTA
LAKES ENTRANCE
SQUEAKY BEACH
WARATAH BAY
CAPE PATERSON
WOOLAMAI
GUNNAMATTA
MELBOURNE
PORT PHILLIP HEADS
13th BEACH
BELLS
LORNE POINT
APOLLO BAY
PORT CAMPBELL
WARRNAMBOOL
PORTLAND

SOUTH AUSTRALIA

CAPE NORTH CUMBERLAND
BEACHPORT
KINGSTON
ROBE
VICTOR HARBOUR
SEAFORD REEF
ADELAIDE
KANGAROO ISLAND
STENHOUSE BAY
PARSONS BEACH
CHINAMANS
WHYALLA
PORT LINCOLN
ELLISTON
CEDUNA
CACTUS
GRANITES

WESTERN AUSTRALIA

EUCLA
ESPERANCE
MARY ANN HAVEN
ALBANY
SALMON BEACH
BLACK POINT
MARGARET RIVER
BUNBURY
BUSSELTON
MANDURAH
FREMANTLE
ROTTNEST ISLAND
SCARBOROUGH
TRIGG POINT
TWO ROCKS
LANCELIN
JURIEN
GERALDTON
KALBARRI
DIRK HARTOG ISLAND
CARNARVON
POINT MAUD
EXMOUTH
ONSLO
DAMPIER
BARROW ISLAND
RED BLUFF
PORT HEDLAND
BROOME
DERBY
KARRAKATTA BAY
WHITE ISLAND
PORT WARRENDER
CAPE WHISKEY
COCOS ISLAND
CHRISTMAS ISLAND
TURTLE POINT

NORTHERN TERRITORY

DARWIN
JENSEN BAY

TASMANIA

FLINDERS ISLAND
DEVONPORT
EDGOCUMBE BEACH
BURNIE
MUSSELROE BAY
SCAMANDER
BINALONG BAY
BICHENO
SPRING BEACH
EAGLEHAWK NECK
SWANSEA
HOBART
BRAMBLE COVE
CAPE SORELL
TRIAL HARBOUR
WOOLNORTH
KING ISLAND

NEW ZEALAND

NORTH ISL

SHIPWRECK BAY
SANDY BAY
MANGAWHAI HEADS
PIHA
WHANGAMATA
MT MAUNGANUI
RAGLAN
WAINUI BEACH
AUCKLAND
NEW PLYMOUTH
NAPIER
CASTLEPOINT
PATEA BREAKWALL
BREAKER BAY

SOUTH ISL

NELSON
GREYMOUTH
KAIKOURA
CHRISTCHURCH
DUNEDIN
BLUFF
JACKSON BAY
ANITA BAY
MASON BAY

FIJI

TAVARUA
FRIGATES
SUVA

TAHITI

PAPEETE
TEAHUPOO
TAAPUNA

NEW CALEDONIA

NOUMEA

TONGA

NUKU'ALOFA

PAPUA NEW GUINEA

VANIMO
TUPIRA MIRA
KAVIENG
PORT MORESBY

SAMOA

APIA
BOULDERS

BEACH LIST

ASIA

MICRONESIA

P-PASS

INDONESIA

WEST JAVA
MENTAWAI
JACKALS
KRUI
G-LAND
KUTA
ULUWATU
DESERT POINT
LAKEY PEAK

MALAYSIA

KUALA LUMPUR

THAILAND

BANGKOK
PHUKET
KO SAMUI

PHILIPPINES

MANILA
CLOUD 9
SANTA CRUZ

VIETNAM

DA NANG

SOUTH KOREA

DEACHON
YANGYANG
POHANG
IHO

TAIWAN

JIN SHAN
DONGHE BRIDGE

JAPAN

OKINAWA
KIZAKIHAMA
TAKAHAMA
TORIIHAMA
HIGASHIKOU
HAMAATSUMA
SENDAI SHINKO
OARAI
TOP SANTE
HEBARA
KAMOGAWA
WADA
SHONAN
TATADO
OMAEZAKI
MAISAKA
IKUMI
ISONOURA
OSUKA

NORTH AMERICA

USA

WEST COAST

PT GRENVILLE
CANNON BEACH
PACIFIC CITY BEACH
OTTER ROCK
BASTENDORFF BEACH
SOUTH JETTY
BLUES BEACH
ARENA COVE
ROCKAWAY
MAVERICKS
STEAMER LANE
PLEASURE POINT
MOSS LANDING
SAN SIMEON
MORRO BAY
PISMO BEACH (THE PIER)
JALAMA
EL CAPITAN
RINCON
C STREET
MALIBU FIRST POINT
EL PORTO
HUNTINGTON BEACH
THE WEDGE
DANA POINT
T STREET
TRESTLES
OCEANSIDE
CARLSBAD
SWAMIS
BLACKS BEACH
IMPERIAL BEACH

EAST COAST

SCARBOROUGH
LONG SANDS
THE WALL
NANTASKET BEACH
MATANUK BEACH
NANTUCKET ISL
WEST HAMPTON JETTIES
THE COVE
CASINO PIER
7-11
NORTH STREET
STOCKTON
MAIN STREET
OCEAN CITY MD
CHINCOTEAGUE
HAMPTON
1ST STREET JETTY
AVALON PIER
RODANTHE PIER
LIGHTHOUSE
OCRACOKE
ATLANTIC BEACH
SURF CITY
WRIGHTSVILLE BEACH

EAST COAST

GARDEN CITY
FOLLY BEACH
TYBEE ISLAND
GOULDS INLET
JAX BEACH
CEDAR KEY
BLOWHOLE
DAYTONA BEACH
PONCE INLET
COCOA BEACH
SEBASTIAN INLET
LAKE WORTH PIER
FT LAUDERDALE BEACH
VENICE BEACH
SOUTHWEST PASS
GALVESTON
BOB HALL PIER
BOCA CHICA

HAWAII

HONOLII COVE
BANYANS
JAWS
HOOKIPA
HONOLUA
MAKENA BAY
HANA
BANZAI PIPELINE
HONOLULU
HANALEI BAY
POIPU

ALASKA

ANCHORAGE

CANADA

PORT RENFREW
TOFINHO
HALIFAX
INGONISH BEACH

CENTRAL AMERICA

BAJA

ROSARITO
La Punta
SAN CARLOS
SAN JOSE DEL CABO
LA PAZ

MEXICO

MAZATLAN
PUERTO VALLARTA
PASCUALES
LAS ESCOLLERAS
PUERTO ESCONDIDO
LA JOLLA
TULUM BEACH
ESCOLLERAS JETTIES

GUATEMALA

LA BARRA

EL SALVADOR

LA LIBERTAD
PUNTA MANGO

HONDURAS

WAVEHUNTER'S

NICARAGUA

PUERTO CORINTO
GREYTOWN

COSTA RICA

PLAYA NEGRA
HERMOSA
PAVONES

PANAMA

P-LAND
VENAO
PLAYA MALIBU
V-LAND

PUERTO RICO

TRES PALMAS
MIDDLES
SAN JUAN
PLAYA BRAVA
PALMAS DEL MAR

DOMINICAN REPUBLIC

SANTO DOMINGO
PUERTO PLATA

JAMAICA

MONTEGO BAY
PORT ROYAL

BAHAMAS

PELICAN HARBOUR

免責事項

【重要】 Rip Curl のタイド時計は、いかなる場合においても、航行には絶対に使用しないでください。気象条件、突然の気候および沿岸環境の変動は、潮などにときに非常に大きな影響を及ぼします。従って Rip Curl は、この時計に搭載されている情報を保障するものではなく、また実際の潮のコンディションでの差異によるいかなるトラブルにも一切の責任を負うものではありません。

RIFLES / MAUI TIDE

500 LOKASI

Selamat untuk pembelian jam RIP CURL *TIDE* terbaru. Jam ini sudah dilengkapi dan dirancang untuk membantu peselancar mendapatkan hasil terbaik dalam berselancar. Jam ini memiliki program dan informasi mengenai *TIDE*, baik perkiraan *TIDE* beberapa waktu ke depan dan ke belakang, timer, stopwatch, alarm, lampu, dan lainnya, Enjoy!

NAVIGASI JAM

- Tekan tombol MODE untuk melihat MENU pada jam. Gunakan tombol Up & Down untuk menentukan opsi yang tersedia pada menu jam.
- Tekan tombol MODE untuk memilih *TIME*, *TIDE*, *TIMER* atau *ALARM*



PENGATURAN JAM DAN TANGGAL

- Pastikan berada pada mode TIME (Jam)
- Tekan dan tahan tombol MODE/SET untuk mengatur jam, menit, detik, tahun, bulan, tanggal, format tanggal atau format jam 12jam-24jam, dan juga pengaturan tinggi ombak dalam satuan kaki (feet) atau meter
- Tekan tombol UP & Down untuk melakukan penambahan atau pengurangan dalam pengaturannya
- Pengaturan akan tersimpan saat pengaturan terakhir selesai

PENGATURAN DAYLIGHT SAVING (DST)

- Pastikan berada di mode TIME (jam)

- Tekan dan tahan tombol UP selama 5 detik maka akan secara otomatis ke fungsi DAYLIGHT dan akan muncul simbolnya pada bagian kiri bawah jam
- NOTE: pada musim DST pengaturannya HARUS sesuai dengan waktu yang akan ditentukan, apabila pengaturan telah sesuai informasi *TIDE* pun akan benar

PENGATURAN *TIDE*

- Tekan tombol MODE/SET untuk memindah ke Mode *TIDE*
- Tekan dan tahan tombol MODE/SET selama 2 detik untuk masuk dan melakukan pengaturan pantai yang diinginkan
- Untuk memindahkan REGION (wilayah) gunakan tombol UP&DOWN. Ketika REGION (wilayah) yang diinginkan sudah ditentukan tekan tombol MODE/SET
- Gunakan tombol UP&DOWN untuk memindahkan Country (Negara). Tekan tombol MODE/SET untuk menyimpan Negara yang telah dipilih
- Gunakan tombol UP & DOWN untuk memilih BEACH (pantai)
- Tekan tombol MODE/SET untuk menyimpan pantai yang telah dipilih
- Ketika melakukan pengaturan BEACH (pantai) gunakan tombol UP & DOWN untuk melihat informasi hari ini mengenai *tide* beberapa waktu ke depan dan ke belakang

PENGATURAN DISPLAY *TIDE*

- Pada posisi jam normal tekan tombol UP & DOWN untuk mendapatkan tampilan DETAILED VIEW atau GRAPH VIEW.
- Graph View - Sekilas display *TIDE* tampak terukur seperti ombak dimana ada bagian rendah dan tinggi, dan ini menunjukkan informasi *TIDE* di daerah yang telah ditentukan
- Detailed View - Informasi tinggi dan rendah *TIDE* tampak dengan jelas, informasi tersebut termasuk detail jam dan detail tinggi ombak serta *TIDE* yang akan datang dan semua informasi dalam bentuk angka.



PENGATURAN CHRONOGRAPH (STOPWATCH)

- Tekan tombol MODE/SET lalu tekan tombol UP/DOWN untuk memilih MODE CHRONOGRAPH
- Tekan tombol UP untuk START dan STOP Chronograph
- Tekan tombol DOWN untuk LAP/RESET waktu tiap putaran (LAP) saat chronograph sedang berlangsung
- Untuk me-reset chronograph pastikan dalam posisi berhenti, tekan dan tahan tombol DOWN selama 3 detik maka Chronograph LAP/RESET akan kembali ke awal

PENGATURAN TIMER (PERHITUNGAN WAKTU MUNDUR)

- Tekan tombol MODE/SET lalu tekan tombol UP/DOWN untuk memilih MODE TIMER
Jam ini akan menampilkan perhitungan waktu mundur selama 20 menit, dan akan dapat diatur sampe dengan 23 jam 59 menit dan 59 detik. Ketika timer mencapai titik akhir yaitu nol "0" maka alarm akan berbunyi selama 20 detik dan perhitungan akan mulai menghitung maju
- Tekan tombol UP untuk memulai atau meberhentikan Timer
- Tekan dan tahan tombol DOWN atau LAP/RESET selama 2 detik untuk me-reset Timer

MENYESUAIKAN WAKTU PADA TIMER

- Tekan dan tahan tombol MODE/SET selama 3 detik maka jam akan muncul dan berkedip, gunakan tombol UP&DOWN untuk mengatur jam sesuai yang diinginkan
- Tekan tombol MODE/SET maka menit akan berkedip, gunakan UP&DOWN untuk mengatur menit sesuai yang diinginkan
- Tekan tombol MODE/SET untuk menyimpan TIMER yang telah ditentukan.

PENGATURAN ALARM

- Tekan tombol MODE/SET dan pilih mode ALARM
- Tekan dan tahan tombol MODE/SET selama 3 detik untuk masuk ke pengaturan ALARM dan jam akan berkedip. Gunakan tombol UP&DOWN untuk mengatur jam sesuai yang diinginkan
- Tekan tombol MODE/SET maka menit akan berkedip, gunakan tombol UP&DOWN untk mengatur menit sesuai dengan yang diinginkan
- Tekan tombol MODE/SET untuk menyimpan ALARM yang telah ditentukan
- Tekan tombol UP&DOWN untuk menghidupkan dan mematikan icon ALARM

FUNGSI PENYIMPANAN DAYA (POWER SAVE)

- Pada menu waktu normal tekan dan tahan tombol DOWN selama 10 detik maka jam akan mati. Untuk menghidupkannya tekanlah salah satu tombol pada jam.

SIMBOL BATERAI

- Ketika daya baterai baterai melemah simbol baterai akan muncul di layar jam



Navigation Disclaimer

PENTING: Jam *Tide Rip Curl* tidak dapat digunakan untuk navigasi dimanapun dan kapan pun. Perlu diingat, perubahan iklim, cuaca dan lingkungan akan mempengaruhi informasi pasang surut air laut, kadang dapat sangat kuat ataupun sebaliknya. Karna itu Rip Curl tidak dapat menjamin segala informasi yang ada pada jam ini akan selalu tepat, dan tidak bertanggung jawab dan tidak memiliki kewajiban untuk memberikan informasi *TIDE* secara actual.

BEACH LIST

ASIA

MICRONESIA

P-PASS

INDONESIA

WEST JAVA
MENTAWAI
JACKALS
KRUI
G-LAND
KUTA
ULUWATU
DESERT POINT
LAKEY PEAK

MALAYSIA

KUALA LUMPUR

THAILAND

BANGKOK
PHUKET
KO SAMUI

PHILIPPINES

MANILA
CLOUD 9
SANTA CRUZ

VIETNAM

DA NANG

SOUTH KOREA

DEACHON
YANGYANG
POHANG
IHO

TAIWAN

JIN SHAN
DONGHE BRIDGE

JAPAN

OKINAWA
KIZAKIHAMA
TAKAHAMA
TORIIHAMA
HIGASHIKOU
HAMAATSUMA
SENDAI SHINKO
OARAI
TOP SANTE
HEBARA
KAMOGAWA
WADA
SHONAN
TATADO
OMAEZAKI
MAISAKA
IKUMI
ISONOURA
OSUKA

NORTH AMERICA

USA

WEST COAST

PT GRENVILLE
CANNON BEACH
PACIFIC CITY BEACH
OTTER ROCK
BASTENDORFF BEACH
SOUTH JETTY
BLUES BEACH
ARENA COVE
ROCKAWAY
MAVERICKS
STEAMER LANE
PLEASURE POINT
MOSS LANDING
SAN SIMEON
MORRO BAY
PISMO BEACH (THE PIER)
JALAMA
EL CAPITAN
RINCON
C STREET
MALIBU FIRST POINT
EL PORTO
HUNTINGTON BEACH
THE WEDGE
DANA POINT
T STREET
TRESTLES
OCEANSIDE
CARLSBAD
SWAMIS
BLACKS BEACH
IMPERIAL BEACH

EAST COAST

SCARBOROUGH
LONG SANDS
THE WALL
NANTASKET BEACH
MATANUK BEACH
NANTUCKET ISL
WEST HAMPTON JETTIES
THE COVE
CASINO PIER
7-11
NORTH STREET
STOCKTON
MAIN STREET
OCEAN CITY MD
CHINCOTEAGUE
HAMPTON
1ST STREET JETTY
AVALON PIER
RODANTHE PIER
LIGHTHOUSE
OCRACOE
ATLANTIC BEACH
SURF CITY
WRIGHTSVILLE BEACH

EAST COAST

GARDEN CITY
FOLLY BEACH
TYBEE ISLAND
GOULDS INLET
JAX BEACH
CEDAR KEY
BLOWHOLE
DAYTONA BEACH
PONCE INLET
COCOA BEACH
SEBASTIAN INLET
LAKE WORTH PIER
FT LAUDERDALE BEACH
VENICE BEACH
SOUTHWEST PASS
GALVESTON
BOB HALL PIER
BOCA CHICA

HAWAII

HONOLII COVE
BANYANS
JAWS
HOOKIPA
HONOLUA
MAKENA BAY
HANA
BANZAI PIPELINE
HONOLULU
HANAIEI BAY
POIPU

ALASKA

ANCHORAGE

CANADA

PORT RENFREW
TOFINHO
HALIFAX
INGONISH BEACH

CENTRAL AMERICA

BAJA

ROSARITO
La Punta
SAN CARLOS
SAN JOSE DEL CABO
LA PAZ

MEXICO

MAZATLAN
PUERTO VALLARTA
PASCUALES
LAS ESCOLLERAS
PUERTO ESCONDIDO
LA JOLLA
TULUM BEACH
ESCOLLERAS JETTIES

GUATEMALA

LA BARRA

EL SALVADOR

LA LIBERTAD
PUNTA MANGO

HONDURAS

WAVEHUNTER'S

NICARAGUA

PUERTO CORINTO
GREYTOWN

COSTA RICA

PLAYA NEGRA
HERMOSA
PAVONES

PANAMA

P-LAND
VENAO
PLAYA MALIBU
V-LAND

PUERTO RICO

TRES PALMAS
MIDDLES
SAN JUAN
PLAYA BRAVA
PALMAS DEL MAR

DOMINICAN REPUBLIC

SANTO DOMINGO
PUERTO PLATA

JAMAICA

MONTEGO BAY
PORT ROYAL

BAHAMAS

PELICAN HARBOUR



Thank you for choosing Rip Curl. Your new Rip Curl watch has been designed and built to the highest quality and durability standards.

Instructions for your watch can be found at www.ripcurl.com/watch-instructions enjoy!

FIVE YEAR LIMITED WARRANTY

For warranty service please send your watch **DIRECTLY** to Rip Curl. See below for details.

NOTE: This warranty is void if the watch is opened by anyone other than the Rip Curl Watch Service Centre.

Five Years on Movements from the date of purchase.

(NOTE : A Movement is the part inside the Watch that makes it work, but it does not include the Crown, sometimes called the Winder)

Two Years on Water resistance from the date of purchase.

NOTE : We recommend all Watches be serviced, resealed, and tested for water resistance every 2 years, as heat, salt, and other elements will diminish water resistance over time. Have this done at the Rip Curl Watch Service Center, and we will then issue a new warranty for another 2 years. (Cost for the service and resealing to be provided upon request.)

Batteries

(NOTE : Rip Curl's watch warranty service centre can replace all batteries and at the same time will reseal and test the watch functions and water resistance. We will then issue a new one year warranty on the new battery, water resistance and workmanship. Cost for battery changing will be given upon request.)

Not covered by any warranty is the glass, band and case. Also not covered is damage caused by general wear and tear or any accidental damage.

All warranty claims MUST be sent with a purchase receipt clearly showing the purchase date.

The warranty book is not proof of purchase without a purchase receipt. eg. A purchase receipt is the cash register receipt or your credit card statement.

NOTE : Rip Curl reserves the right to repair or replace, with an equivalent style, any warranty watch.

Recommended Usage Table & Testing

100M / 330ft - Suitable for Water Sports. eg. Surfing, Snorkelling, Swimming, Water Skiing.

200M / 660ft - Suitable for Water Sports. eg. Surfing, Snorkelling, Swimming, Water Skiing, Scuba Diving to standard legal depths.

Rip Curl watches are tested to the highest industry standards with the best Swiss pressure testing equipment and are purpose built for Surfing ! NOTE : All Industry standards watch testing is done to an overpressure situation in a static laboratory environment and does not signify a diving depth. See recommended usage table.

Due to the fact that Surfing is in no way a static sport there are influences that can effect a watches ability to keep water out. eg : Frequent temperature changes, salt water and big wipeouts can diminish the longevity of the watches rubber seals.

To keep your watch in peak condition for Surfing we recommend every 24 months you have your watch seals replaced and fully tested at the Rip Curl Watch Service Centre.

RIP CURL PTY. LTD. assumes no responsibility for any loss, or any claims by third parties that may arise through the use of this watch.

Rip Curl Watch Care Procedures

- Only use your watch for approved sports as detailed above.
- Do not operate buttons under water.
- If watch is exposed to salt water, rinse thoroughly in freshwater and wipe dry with a soft cloth.
- Do not clean watch with spray cleaners, thinners or other such volatile agents.
- Do not wear leather bands in water.
- Never try to open the watch. Have batteries changed by Rip Curl technicians. • Avoid exposing your watch to extreme temperatures.
- Should moisture appear inside the watch, have it checked by Rip Curl technicians.
- Though Rip Curl watches are produced to high standards avoid dropping the watch and rough treatment.
- Avoid exposing the watch to gasoline, cleaning solvents, aerosol sprays, paint etc as chemical reactions with such agents will destroy seals, case and finish.
- Avoid magnetic fields as they may effect the time keeping of your watch.



Warranty and Service Enquires : www.ripcurl.com/watch-instructions

*Check RIPCURL.COM for more world wide service centre details.

Australia

Rip Curl Pty Ltd
Watch Service Centre
101 Surfcoast Hwy,
Torquay, Vic. 3228
Tel: 03 5261 0022
Fax: 03 5261 4700
Hours: 9am to 5.30 pm Mon-Fri E.S.T.
Email: service_centre@ripcurl.com.au

USA

Rip Curl USA
Watch Service Center
3030 Airway Ave
Costa Mesa, CA 92626
Tel: 714 422 3642
Fax: 714 422 3602
Hours: 9am to 5:30pm MON-FRI
Email: service_center@ripcurl.com

TO BE RETURNED WITH ANY WARRANTY CLAIM

NOTE: For any warranty claim proof of purchase must be attached. ie) sales receipt or credit card statement clearly showing the date of purchase.

Senders Name:

Return Address:

Contact Ph

Email

Brief description of fault:

Warranty and Service Enquires :

Australia

Rip Curl Pty Ltd
Watch Service Centre
101 Surfcoast Hwy,
Torquay, Vic. 3228
Tel: 03 5261 0022
Fax: 03 5261 4700
Hours: 9am to 5.30 pm Mon-Fri E.S.T.
Email: service_centre@ripcurl.com.au

New Zealand

Rip Curl NZ
Tenancy 1, Ground Floor,
Neilsen Building,
129 Hurstmere Road,
Takapuna, Auckland 0622
New Zealand
Phone: 09 477 2685
Fax: 09 4759752
Hours: 8.30am – 5.00pm Mon – Fri
Email: servicecentre@ripcurl.co.nz

Brazil

RC BRAZIL LTDA
Assistência Técnica: Relógios, Roupas de
Borracha, Óculos
Av. Miguel Estefano, 4544 - Enseada
Guarujá / SP - Brasil
CEP: 11440-534
Tel.: (13) 2101-0546, 2101-0547 ou 2101-0548
Fax: (13) 2101-0510
Horário:
Segunda à Sexta feira das 9:00 às 18:00 horas.
E-mail: tecnico@ripcurl.com.br

Peru

The Search SAC
Calle Las oropendolas 329
San Isidro
Lima- Peru
Tel: 2196400
Email: jsegala@ripcurl.com.pe
thesearch@ripcurl.com.pe
Contact: Juan Segala.

USA

Rip Curl USA
Watch Service Center
3030 Airway Ave
Costa Mesa, CA 92626
USA
Tel: 714 422 3642
Fax: 714 422 3602
Hours: 9am to 5:30pm MON-FRI
Email: service_center@ripcurl.com

Europe

Rip Curl Europe
Watch repair & technical centre,
407 Avenue de la Tuilerie,
40150 Hossegor.
France
Tel : +33 558 417 818
Fax: +33 558 417 809
Email : watchdept@ripcurl-europe.com

Thailand

Rip Curl (Thailand)
13/16 Vipavadeerangsit Rd.
Tungsonghong, Laksi
Bangkok, Thailand, 10210
Phone : +662 9549738-42
Fax : +662 9549743
Email : service_center@ripcurl.co.th

Canada

Rip Curl
130-2155 Dollarton Hwy
North Vancouver, BC V7H 3B2
Canada
Phone: 604-987-2875
Fax: 604-987-2805
Toll Free Phone: (866) 407-7433
Email: servicecentercanada@ripcurl.com

Portugal

Ourtime

Watch Lab, Lda

Rua Dr. Barbas de Albuquerque,

N.º13 Vila de Rei

2670-678 Bucelas

Phone: (+351) 219 681 296

Fax: (+351) 219 693 619

Email: watchlab@sapo.pt

Indonesia

Rip Curl Indonesia

Watch Service Centre

Jl. Sunset Road 69

Kuta, Bali

Indonesia 80361

Tel. 62 361 754455 ext 401

Fax. 62 361 751745

Email : service_centre@ripcurl.co.id

South Africa

Rip Curl South Africa

232 Matthews Meyiwa (Stamfordhill Road)

Durban, 4001, South Africa

Tel: +2731 3128968

Fax: +2731 3039440

Email: nicholas.baldwin@ripcurlsa.co.za

Argentina

Cristobal Colon

Watch Service Centre

Saenz Valiente 2248

(1640) Martinez,

Buenos Aires - Argentina

Tel/Fax: 11 4717 0256 – 11 4717 6033

Email: ripcurl@crisobalcolon.com

Chile

RIP CHILE S.A.

San Ignacio, 1101, 3 Piso

Centro Empresarial

Buena Ventura Quilicura

Santiago, Chile

Tel: 562-387 75 00

Fax: 562-387 75 30

Email: teresapg@ripcurl.cl

Spain

Rip Curl Europe

Watch repair & technical centre,

407 Avenue de la Tuilerie,

40150 Hossegor.

France

Tel : +33 558 417 818

Fax: +33 558 417 809

Email : watchdept@ripcurl-europe.com

Malaysia Wicked Wave Sdn Bhd

No. 12 Jalan PJU 3/49

Sunway Damansara Technology Park

47810 Petaling Jaya

Selangor

Malaysia

Tel: (603) 7880 3821

Fax: (603) 7880 3822

England

Watch Service Centre

407 av. de la Tuilerie

40150 HOSSEGOR

FRANCE

Tel : +33 558 417 818

Fax : +33 558 417 809

Email : watchdept@ripcurl-europe.com

*Check RIPCURL.COM for more world wide service centre details.