

OPERATOR'S MANUAL

使用说明书

FLASHLIGHT

TA3

Learn more on www.nextorch.com

Ultra Bright LED Flashlight

English

Congratulations on purchasing our NEXTORCH™ flashlight. You have chosen a high quality product designed from the latest technology. For the best use of this product, please read the instruction manual carefully.

SPECIFICATION

Bulb	CREE® XM-L LED	
Battery	2*CR123A lithium batteries 【* NTR123A not compatible】	1*18650 Li-ion rechargeable battery
Output	550/200/80/15 Lumens	550/200/70/10 Lumens
Run Time	80mins — 58hrs	100mins — 50hrs
Beam Distance	187m / 613.5'	191m / 626.6'
Waterproof	IPX-8, 2m / 6.6'	
Impact Resistant	3m / 9.94'	
Body Material	Aerospace grade aluminum 6061-T6 with hard-anodized finish	
Lens Material	Anti-scratch Polycarbonate	
Dimensions	Length: 149mm / 5.85" Body Diameter: 25.4mm / 1.00" Head diameter: 34.0mm / 1.34"	
Weight	4.69oz / 134 g (With no battery)	

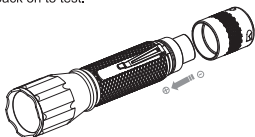
FEATURES

- Cree®'s single XM-L LED emitter regulated to maximize output and runtime, with a lifespan of 100,000 hours, to produce 550 lumens on max output and up to 58 hours on max run time.
- Precision reflector designed for a perfect and incomparable smooth and focused beam for better light penetration.
- Anti-rolling and comfortably gripped body and patented innovative "Intelligent Switch" with 'Click-and-Tap' functions for easy momentary activation or mode switching -- no complicated operation needed. Suitable for low-light techniques: Harries, Rogers, FBI and High Neck Index.
- 6 modes (Momentary Turbo, Constant Turbo/High/Medium/Low/Strobe) for the most common tactical lighting applications.
- One ultra-high capacity 18650 Li-ion battery or two CR123A lithium batteries for excellent runtime performance and safety.
- Reverse polarity protection, to protect from improper battery installation for user's safety and heavy use.
- Solid heavy-duty aerospace 6061-T6 grade anti-abrasive aluminum body with hard-anodized finish.
- IPX-8 water-proof standard of up to 2 meters / 6.6 feet.
- Shock-proof standard of up to 3 meters / 9.8 feet.
- Standard 1" barrel is compatible with most tactical accessories.
- Include 2* CR123A batteries and a durable nylon lanyard.

QUICK START GUIDE

• BATTERY INSTALLATION

Unscrew the tailcap of the flashlight (Remove old battery and dispose of properly from the battery magazine); Insert new battery with positive(+) terminals oriented forward; Screw the tailcap back on to test.



请登录: www.nextorch.com 获取更详尽的产品资讯。

中文

尊敬的用户，恭喜您拥有了纳丽德手电。它选用最好的材料，经科学的设计，精密的制造工艺，呈现在您的面前。为了您能对我们的产品有全面的了解，请仔细阅读我们为您准备的《使用说明书》。

参数

灯泡	CREE® XM-L LED	
电源	2节CR123A锂电池 【*不可用NTR123A可充电锂电池】	1节18650锂离子充电电池
亮度	550/200/80/15流明	550/200/70/10流明
续航时间	80分钟 — 58小时	100分钟 — 50小时
照射距离	187米	191米
防水等级	IPX-8, 2米	
抗摔高度	3米	
筒身材料	航天等级强化铝材6061-T6 经II型硬质阳极氧化表面处理	
镜片材料	镀增透膜强化PC镜片	
尺寸	长度: 149毫米 ; 筒身直径: 25.4毫米 ; 灯头直径: 34.0毫米	
重量	134克 (不含电池)	

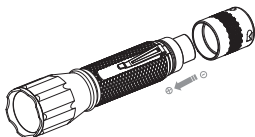
产品特点

- 采用美国进口顶级LED，最高亮度达550流明
- 优化光杯设计，中心完美光斑
- 专利保护多功能尾盖开关设计，战术点射功能、模式切换功能一应俱全
- 六种实用模式（高-中-低-弱，双击爆闪，战术点射），满足各种环境照明需求
- 兼容高容量的18650可充电锂离子电池及耐高低温的CR123锂电池
- 防反接电路设计，确保手电使用的安全
- 镀金电极，确保电路运行畅通无阻
- 筒身采用航天等级铝材经硬质阳极氧化处理，坚固耐用
- 精制可拆卸战术报夹，便于手电随身携带
- IPX-8防水等级，水下2米
- 3米高度抗摔设计
- 专利防滚设计
- 适配手绳、枪夹、滤镜、鼠尾等多种战术配件，如虎添翼

快速入门

• 电池安装

拧开尾盖，将电池放置于筒身（注意正确放置电池的正负极），将尾盖拧回筒身。按下尾部按钮开关，测试手电性能。



Learn more on www.nextorch.com

● ON/OFF

Press or click pushbutton tailcap switch to turn the flashlight ON/OFF

Momentary ON/OFF: Lightly press the push-button switch and hold for momentary ON; release the push-button to turn it OFF – “**Silent Switch**”.



Constant ON/OFF: Press the push-button switch **all** the way in and **release** it for Constant ON; repeat it to turn it OFF – “**Clicking Switch**”.



● Mode Switch

While Operating the “Silent Switch”:

- Step 1. Press the push-button switch **all** the way in and **release** it for Constant ON.
- Step 2. Repeat **Slightly** pressing, mode changes according to the following cycle.

Turbo-High-Medium-Low



● Double-Click Strobe

While Operating the “Silent Switch”:

Double press lightly quickly and hold the push-button switch for momentary strobe,; hold and click it in **all** the way for constant strobe.



NOTICE

1. Do not shine directly into eyes as the powerful light could cause a permanent injury.
2. Do not dismantle the bulb assembly.
3. Risk of fire and burning, Do not use any rechargeable CR123A lithium batteries.

MAINTENANCE

To keep your flashlight in perfect working condition, follow the instructions below.

- (1) Clean your flashlight with a soft clean cloth.
- (2) Wash the flashlight with fresh water after using in the seawater or causticity liquid, and dry it with warm air.
- (3) When the tail cap does not rotate smoothly, apply silicone grease on the “O” ring (You can buy the silicon grease in outdoor or hardware shops.)
- (4) Please remove the battery and keep them dry and cool when they are not in use for a extended period of time.

ACCESSORIES

NEXTORCH™ offers a full range of product accessories suited for your flashlight. Learn more on www.nextorch.com. Compatible accessories for TA3:

SL6, LC6, NT123A, NT18650, DC3, CC3, V1, LT2113, TS3-L, RM25, RM8, RM81, RM82, RM84, FT32F, FT32, PC176

LIMITED LIFETIME WARRANTY

1. NEXTORCH™ warrants that this product is free from manufacturing defects.
NEXTORCH™ will repair or replace any defective flashlight, please contact your local dealer or send an email to info@nextorch.com.
2. The consumer will not have coverage or reimbursement under this warranty if the product has been subjected to abnormal use, unauthorized modifications or unauthorized repair.
3. Rechargeable batteries will be under warranty within one year from the date of purchase.
4. All of the original accessories that are delivered with this product (rechargeable batteries excluded) are not covered under this warranty.

请登陆：www.nextorch.com 获取更详尽的产品资讯。

● 打开/关闭

瞬时点亮: 轻按尾部按钮开关至一半路径（开关未发出响声），即可瞬时点亮手电；松开手指，则关闭手电。



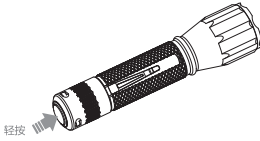
常亮: 按下尾部按钮开关至发出响声，松开手指，打开手电（手电处于常亮状态）；再次重按尾部按钮开关，则关闭手电。



● 模式切换

打开手电至常亮状态后，轻按尾部按钮开关（无响声发出），即可切换不同的模式

模式切换顺序：极亮—》高亮—》中亮—》低亮



● 双击爆闪

先轻按尾部按钮开关，然后瞬间按下开关，即可打开爆闪模式。



TA3 安全使用指南

1. 请不要将光线直射入人的眼睛，较强的光线会对眼睛造成永久性伤害。
2. 请不要拆解灯头，以免造成反光杯或灯泡损伤。
3. 请不要使用可充电的 CR123A 锂电池，以免因使用过程中电池温度过高，发生电池爆炸的情况。

TA3 保养注意事项

每次使用后，请遵循以下几点对电筒进行必要的保养，使其能继续为您提供高质量的服务。

- (1) 每次使用后，请用干净的软布对电筒进行擦拭。
- (2) 当电筒在沾染海水或腐蚀性液体时，请及时用清水清洗，并用电吹风吹干。（您可以到专业的户外店、五金店购买到此类产品，或使用由NEXTORCH™为您准备的专业硅脂，请参考后面的附件说明。
- (3) 当灯头及尾盖拧动不畅时，请在接口处涂少许硅脂。
- (4) 电筒在不使用时，请将电池取出，放在阴凉处保存。

附件支持

为了满足您对电筒的不同需求，并使电筒得到全面的维护，我们设计了一系列的配件。请根据您的个人需要进行选择，如需详细了解附件参数，请登陆网站www.nextorch.com. TA3可用配件：SL6, LC6, NT123A, NT18650, DC3, CC3, V1, LT2113, TS3-L, RM25, RM8, RM81, RM82, RM84, FT32F, FT32, PC176

纳丽德终身保修条款

1. 纳丽德承诺：因产品本身出现的质量问题及缺陷，纳丽德将提供终身免费维修服务或更换服务。
2. 因使用不当或擅自改装、维修而引起的产品缺陷、损坏，不在终身保修范围之内。
3. 充电电池保修期限为自购买日起一年之内。
4. 所有随产品附带的配件（充电电池除外），不在保修范围之内。