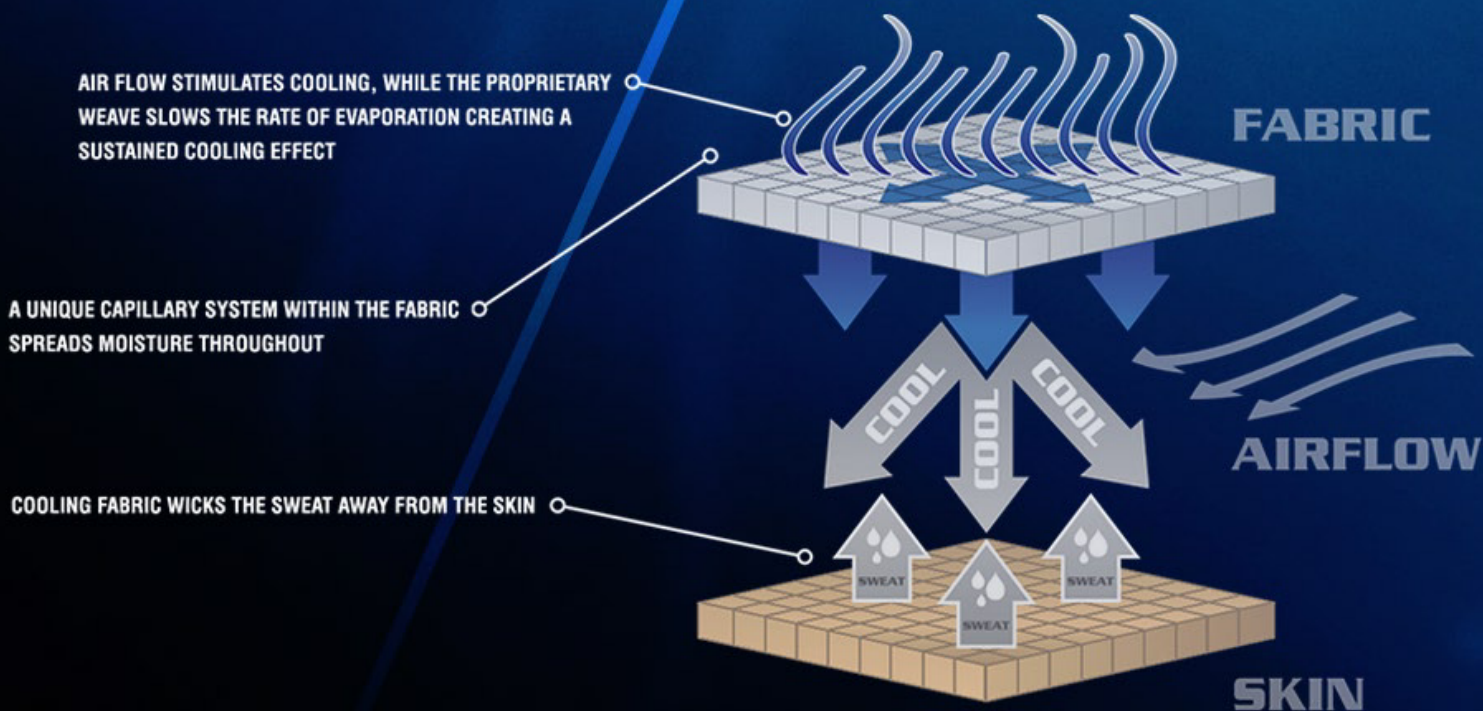


HOW THE TECHNOLOGY WORKS



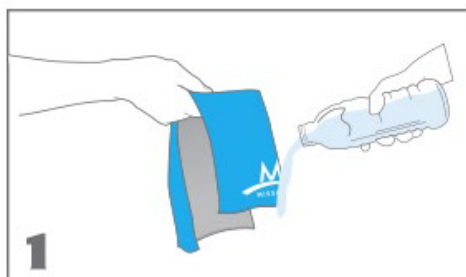
QUESTION 2

WHAT ARE THE STEP-BY-STEP INSTRUCTIONS ON HOW TO ACHIEVE THE BEST RESULTS WITH MY ENDURACOOL PRODUCT?

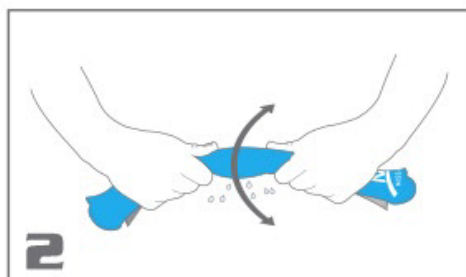
TO ACHIEVE THE BEST RESULTS WITH YOUR ENDURACOOL PRODUCT FOLLOW AN EASY 3 STEP PROCESS:

1. SOAK WITH WATER OR SWEAT
2. WRING OUT THE EXCESS
3. GRAB THE FABRIC AT BOTH ENDS AND PULL HANDS APART; SNAPPING THE FABRIC TO ACTIVATE THE COOLING TECHNOLOGY

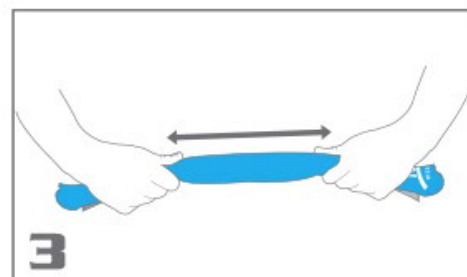
*AFTER 3-5 SNAPS, WAIT 1-2 MINUTES FOR THE FABRIC TO COOL



COMPLETELY SOAK



WRING OUT THE EXCESS



GRAB AT BOTH ENDS AND PULL APART