




**HEAD**

**HE-109 Blaze Instruction Manual**  
**Digital watch with rubber band**



## BUTTON OPERATION

**A** SET

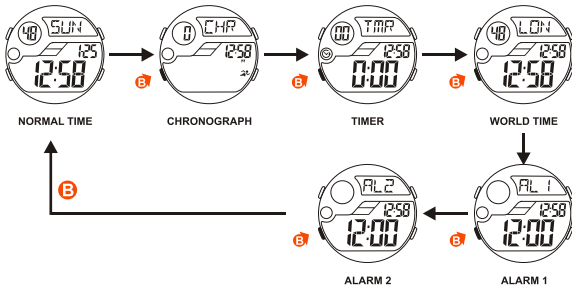
**C** ADJUST, START/STOP

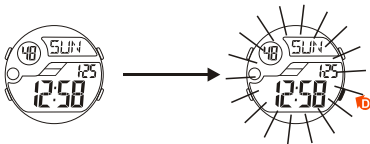
**B** MODE

**D** LIGHT

# HOW TO CHANGE THE DISPLAY MODE

E-02

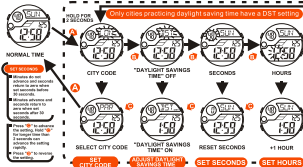




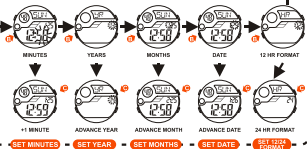
**NOTE:**

1. This watch features an electro-luminescent (EL) backlight, watch tends to lose illuminating power after very long use.
2. The illumination provided by backlight may hard to see under direct sunlight.

## E-04)



## E-05



# HOW TO SET ALARM TIME

E-06



NORMAL TIME

**B**  
X4



ALARM

HOLD FOR  
2 SECONDS

**A**



ALARM TIME  
SETTING DISPLAY

**B**



+1 MINUTE

■ Press "**B**" to reverse the setting.

**C**



+1 HOUR



SET MINUTES

**B**

**C**

**A**



ALARM-1

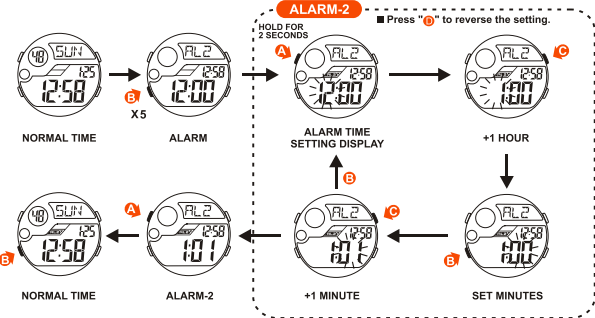


NORMAL TIME

**B**

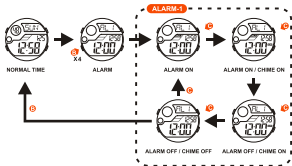
# HOW TO SET ALARM TIME

E-07



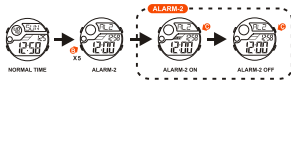
## HOW TO USE ALARM-1 AND CHIME DISPLAY

E-08



## HOW TO SET ALARM-2 DISPLAY

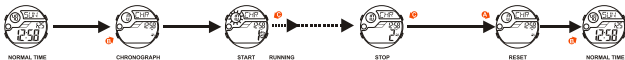
E-09





## HOW TO SET THE CHRONOGRAPH

E-10



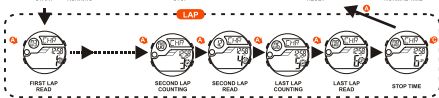
### BEFORE 30 MINUTES

### AFTER 30 MINUTES



## HOW TO SET THE CHRONOGRAPH

E-11



## HOW TO SET TIMER

F-12

### SET TIMER



NORMAL TIME

X2



TIMER

HOLD FOR 2 SECONDS

A



SET HOURS



+1 HOUR

C



SET MINUTES

Press "B" to reverse the setting.

B



+1 MINUTE

C



SET SECONDS

B



+1 SECOND

C

When the timer reaches zero, the alarm will sound three beeps "BI-BI-BI" for 10 seconds. You can silence the alarm by pressing any button. If not then it will count up to 5 minutes.

### COUNT UP

During the last 10 seconds of the countdown, the alarm will beep once (BI) per second.

By pressing "B" button to start and stop



BI-BI-BI



BI-BI



BI-BI-BI



BI



BI



BI



START



TIMER

F-13

## HOW TO SET WORLD TIME

E-14

Only cities practicing daylight saving time have a DST setting



## HOW TO SET WORLD TIME

E-15

36 city names (x represents no daylight saving time, \* represents a selectable daylight saving time function)

GMT Difference	-11	-10	-9	-8	-7	-6	-5	-4	-3	-2	-1	0	0	1	1	2	2	2
CITY CODE	PPG	HNL	ANC	LAX	DEN	CHI	NYC	CCS	RIO	-2	RAI	GMT	LON	PAR	BER	ATH	CAI	JRS
DAYLIGHT SAVINGS TIME	X	X	V	V	V	V	V	X	V	X	X	X	V	V	V	V	V	V
CITY NAME	Samoa	Honolulu	Anchorage	Los Angel	Denver	Chicago	New York	Caracas	Rio De Janeiro		Praia	Greenwich	London	Paris	Berlin	Athens	Cairo	Jerusalem

GMT Difference	3	3	3.5	4	4.5	5	5.5	6	6.5	7	8	8	9	9	9.5	10	11	12
CITY CODE	JED	MOW	THR	DXB	KBL	KHI	DEL	DAC	RGN	BKK	HKG	BUS	SEL	TYO	ADL	SYD	NOL	MIL
DAYLIGHT SAVINGS TIME	X	V	X	X	X	X	X	X	X	X	X	X	X	X	V	V	X	V
CITY NAME	Jeddah	Moscow	Tehran	Dubai	Kabul	Karachi	Delhi	Dacca	Yangon	Bangkok	Hong Kong	Beijing	Seoul	Tokyo	Adelaide	Sydney	Noumea	Wellington

## CARE OF YOUR WATCH

E-16

1. This watch contains precise electronic components. Never attempt to open the case or remove the back cover.
2. Do not operate buttons while underwater, or while swimming or diving.
3. Should water or condensation appear in the watch, immediately have the watch checked. Water can corrode electronic parts inside the case.
4. Avoid severe impact: The watch is designed to withstand impact under normal use. Do not subject it to severe impacts or rough usage, and do not drop it onto hard surfaces.
5. Avoid exposing the watch to temperature extremes.
6. Clean the watch with a soft cloth and clean water only. Avoid using chemicals, especially soap.
7. Keep your watch away from strong electric field and static electricity.

## FEATURES AND SPECIFICATIONS

E-17

1. Standard display mode: Hours, Minutes, Seconds, Day of the week, Date, Months.
2. Function:
  - \* Year, Month, Date AM/PM and Electro-Luminescent light.
  - \* Alarm function with buzzer signal output.
  - \* Chronograph function with lap operation.
  - \* Hourly chime.
  - \* 12/24 hour format switch option.
  - \* World Time.
  - \* Timer.
  - \* Second time zone.
3. Accuracy at normal temperature (25°C):  $\pm 30$  seconds a month.
4. Normal operating temperature range: 10°C ~ 40°C.

