

# User Manual v1.0

Thank you for choosing our company smart watches. You can read this manual, fully understand the use of device. Experienced the function and simple operation. This device is mainly used for brand smartphones adaptation using, can synchronize phone book of smartphones and offers a variety of practical function and service, to facilitate you in work and leisure activities for smartphones.

Our company reserves the right to modify the contents in this manual without any prior notice, Thanks for your understanding!

Scan QR code for downloading mobile application



\*EK-C Android user please download BT4.0

\*EK-B Android user please download BT3.0

## ●Bluetooth connection

### Android: Android:

Login application SmartWatch, you can initiate a connection through the upper right corner of "unbound" to enter the mobile phone Bluetooth interface. The

watch standby interface will have a "🎧" icon after successful pairing the watch with phone.

#### iPhone:

1) Open watch and mobile phone Bluetooth, Initiate "SmartBluePlus" and connect watch, the watch Bluetooth icon will change to green color after successful pairing (note: \*EK-B does not support smartblueplus" )

2) Search watch and connected, there will have two Bluetooth successful connection in mobile phone terminal, the watch standby interface will have a "🎧" icon after successful connection.

#### ●need App application supported functions

Android: remote camera, find phone, SMS Sync, message push, pedometer/sleep monitoring sync.

IOS: remote camera, find phone, message push, pedometer/sleep date sync. (Not supported SMS sync function)

#### ●operation manual

TP gestures: slide from left to right is return, slide from right to left is confirm

TP: Tap the screen is Okay, in the notification interface is next key (such as ring vibration, sleep monitoring, remote notification etc.)



Note: the battery is not removable, in the idle for more than a month, maybe it cannot power on because of battery is ran out, please recharge your batteries.




#### ※ watch configuration introduce

- Power on or off key/HOME key, reset key~ power on and off, \* Short Press to return to the standby interface, press down 8 seconds to reset the machine
- Back key/End key ~ click to back to previous menu or hang up when calling
- Volume key ~ click to pop-up volume adjustment interface
- Confirm/answer key ~ Standby interface click to enter the main menu, confirm key in the main menu, answer key when calling.
- Microphone ~ don't keep out the hole while calling.
- USB interface ~ battery charging

Speaker ~ don't keep out the hole while calling.










M26L UI ICONS



M26S UI ICONS

● Function difference

	Barometer	Sleep monitor	Altimeter	Sedentary reminder	Reset
EK-B	√	×	√	×	Long press power on key10S
EK-C	×	√	×	√	Long press power on key10S

						
Bluetooth	Sedentary reminder *EK-B Not support	Pedometer	Alarm clock	silent	USB connection	vibrate

### Functions introduction:

● **Bluetooth:** Open this function will see the following menu

- 1) Bluetooth dialer ~ search and a matching connection with Bluetooth devices
- 2) Bluetooth settings ~ Bluetooth can be turned on and off set and the machine equipment name display

● **Phonebook:** The watch is connected with the mobile phone will display mobile phone contacts in the machine (can display 1000)

● **dialer:** Watch is connected to the phone can dial

● **Messaging:** Open this function will see the following menu, this function needs to install APP application for use in mobile phone terminal

- 1) Inbox open this function and you will see following menu, this function need to install APP "Smartwatch.apk" in Android mobile terminal; while in IOS mobile terminal install "SmartBlueplus.app" (note: \*M26L not support smartblueplus) Application using, IOS mobile only support message notification, cannot read!
- 2) Sent messages: Show a mobile phone sent message

● **Call log:** Open this function will see the following menu

- 1) Missed calls ~ Display the missed call, At the same time can call the corresponding contact
- 2) Dialed calls ~ Display the dialed call, At the same time can call the corresponding contact
- 3) Received calls ~ Display the received call, At the same time can call the corresponding contact
- 4) All calls ~ Display mobile phone calls all phone records

● **Notification:** Can query the QQ/ WeChat and other timely news, this function needs to install APP application for use in mobile phone terminal. (Install APP

“Smartwatch.apk” in Android mobile terminal; while in IOS mobile terminal install “SmartBlueplus.app”) (Note: EK-B not support smartblueplus)

●**Bluetooth Music:** Can control the music playing in the mobile phone (if the first connection has no reflection, please open your music player)

●**Camera:** Remote on/off mobile phone camera press confirm to complete pictures; this function needs to install APP application for use in mobile phone terminal.

●**Settings:** Open this function will see the following menu

- 1) Language ~ can choose language.
- 2) Set Time ~ can set up time.
- 3) Set Date ~ can set up date.
- 4) Time format ~ can set 12/24
- 5) LCD backlight ~ can set LCD light time
- 6) About watch ~ Display mobile phone software version information.

●**Anti lost:** Watch will send alarm after leaving the mobile phone a certain distance, open this function will see the following menu.

- 1) enable
- 2) disable
- 3) alert type

●**Power saving:** Open this function the use of the time of the watch will be more durable

●**Ringtone:** For different state set ringtones, open this function will see the following menu.

- 1) Mute
- 2) Vibration
- 3) Ring1
- 4) Ring2
- 5) Ring3

●**Sleep Monitoring:** Open this operation to monitor the quality of sleep (M26L have no this function)

- 1) Sleep switch
- 2) Sleep monitor

●**Sedentary reminder:** You can choose to turn this feature on or close to sedentary reminder and can set how long a reminder (M26L have no this function)

●**Pedometer:** Calculation of the walking distance of time (time, minutes, and seconds) and the number of kilometers (km), Open this function will see the following menu.

- 1) Pedometer ~ in the menu and press the left software trigger start step-by-step, the total distance (km), Kauri (kcal) calculation.
- 2) Step Setting(CM) ~ According to height ratio setting step distance
- 3) Weight setting(KG) ~ According to its own weight set

4) Last Record ~ the minutes of the last step, the total distance, calories, walking time.

5) Clear History Clear records of history

6) Units setup

●**Stopwatch:** Open this function can be timing

●**Barometer:** open this function to display the current atmospheric pressure and the current temperature. (EK-B have no this function)

1) Pressure (hPa) ~ display the current atmospheric pressure.

2) Temperature°C~ dis the current temperature.

●**Altimeter:** Calculation of vertical to watch moving downward relative height after a certain distance, open this function will see the following menu.

1) Rel\_Altimeter (m) ~ Calculation of vertical to watch moving downward relative height after a certain distance. (EK-B have no this function)

●**Menu style:** Host built two styles and can switch themes

●**Find phone:** click it to find the phone connected (if the first connection has no reflection, please open your music player)

●**Clock Style:** select analog or digital clock

●**Alarm:** Customize 5 alarms.

●**Time Date:** Can the date and time settings.