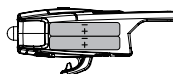


1 BRIGHTNESS LED FRONT & REAR LIGHT

CG-210WR

Battery Installation:

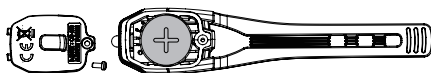
Open the battery cover by using a philips screwdriver then insert new batteries according to the polarity on the case.



Front light: 2 x CR2032

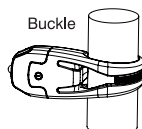
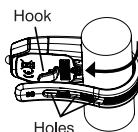
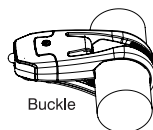
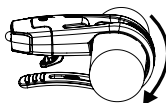
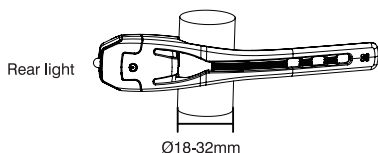
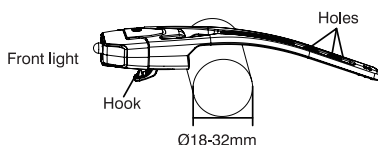


Rear light: 1 x CR2032



MOUNTING YOUR LIGHT

To entwine the light around the handlebar / seatpost and buckle it. Do not mount the light on the seat stay, chain stay or front fork.




TO SWITCH MODES

CG-210W



CG-210R



SPECIFICATIONS

Size: 125 × 26.5 × 22.5 mm

Weight: 10 g (without battery)

Battery: Front light : CR2032 x 2 / Rear light : CR2032 x 1

