



FITSTER CONNECTED WATCH
QUICK START GUIDE

Buttons Function



① • Display activity progress
Change mode

② • Set time

③ • Control phone

Activate BARREL Fitster

To activate BARREL Fitster in default activity mode, press and hold 1st and 3rd buttons for 5 seconds. All 12 LED indicators light on for 4 seconds.

Default Mode On

Long press the 1st and 3rd button.

Turn Off BARREL Fitster

To turn off BARREL Fitster, press and hold 1st and 3rd buttons for 5 seconds. 6 LED indicators blink 3 times. Do not turn BARREL Fitster off once linked and



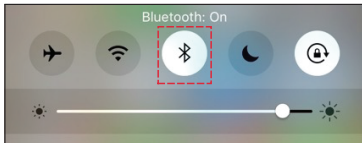


Instructions to pair your watch with your smartphone

1. Install the "Fitster" app from App store or Google play.

Important note: please ensure you have the latest version of IOS or Android installed.

2. Open Control Center panel by swiping up from the bottom on IOS or by swiping down from the top on Android. Then Turn Bluetooth ON



Important note: do not try to connect your watch directly there.

3. Press and hold the 3rd button to turn your watch ON.

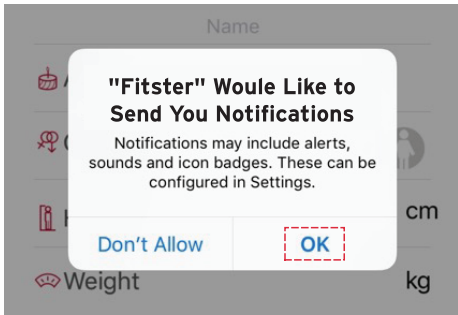


4. All 12 LED indicators light ON for 4 seconds.




Important note: do not turn your watch OFF by pressing and holding the 1st and 3rd buttons simultaneously. When the watch turns OFF, 6 LED indicators blink. Short press the 1st button to check if your watch is activated by displaying activity progress. Press and hold the 3rd button to turn it ON again.

5. Launch the app and allow notifications.





6. Set your profile then tap on "Next".


Louis


 Age

35


 Gender





 Height

173 cm

 Weight

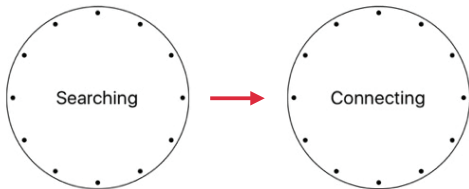
75 kg

Next

7. Keep your watch near the phone then tap on the watch photo to start.



8. The app searches and detects your watch.



9. Wait until 4 LED indicators flash.



10. Press and hold the 1st button for more than 3 seconds to connect your watch.

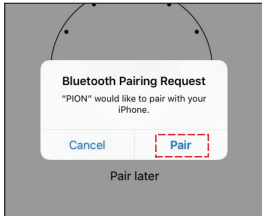


Important note: the watch will flash for about 1 minute waiting for pairing confirmation

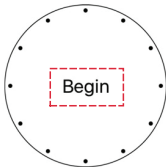
11. The white LED indicators light ON successively from 1 O'clock to 11 O'clock.



12. Accept pairing request (only on iOS).



13. Your watch is now paired and connected to your phone. Tap on "Begin" to set and use your app.



Track your activity, distance and calories burned.

LED indicators display your daily goal progress. Short press the 1st button to display your activity level. The daily goal is set at 7,000 steps by default. Set a personal goal with the app.



1

Track Activity

Short press the 1st button.

LEDs indicate 25% of activity goal has been achieved.

Receive phone notifications for calls, texts, emails, inactivity reminders and more.

Alerts are displayed in different colors on a LED indicator. BARREL Fitster must be connected and near your phone. Excessive use reduces the battery life significantly.

Notifications:



Link loss



Email



Message



Inactivity
reminder



Call

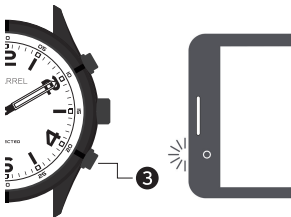


Enjoy a gentle wake-up alarm and never miss an important event.

Set daily vibration alarms using the app.

Take selfies and distant photos at the touch of the 3rd button.

Open the camera using the app. BARREL Fitster must be connected to your phone.



BARREL Fitster is powered by two batteries, one for timekeeping and one for smart features.

Use the included tool to open the case back for battery changes. To ensure water resistance and module integrity, contact an authorized facility to change the batteries.



Battery Change

**Rotate as indicated
to open.**

Monitor your sleep duration and quality.

Track your periods of light and deep sleep and learn how to get out of bed feeling refreshed.

Long press the 1st button to quickly change Activity / Sleep modes.

One white LED indicator flashes to indicate changes. In sleep mode, activity tracking won't work. BARREL Fitster must be connected in the app and near your phone.

This device complies with CE directive of the European Commission regarding electromagnetic compatibility.

This product is made under license by Aion Time Srl.

<https://barrelwatches.com>

