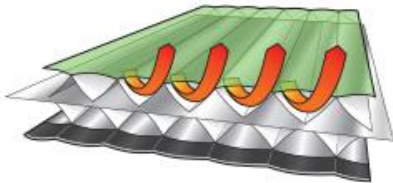


THERMACAPTURE™



THERMACAPTURE™

ThermaCapture Radiant Heat Technology is a proprietary reflective coating that we apply to a range of surfaces. By reflecting radiant heat back to your body that is otherwise lost, this extremely lightweight coating turns that surface into a very efficient heat reflector, amplifying warmth without the excess weight or bulk of added, conventional insulating materials.



NEOAIR™ MATTRESSES

In this patent-pending application, we vary the location and number of ThermaCapture layers within each NeoAir mattress to meet specific warmth targets. Combined with Triangular Core Matrix construction, a single ThermaCapture™ layer can boost warmth by up to 50% and creates the unmatched warmth-to-weight ratios offered by a NeoAir™ mattress.



RIDGEREST® AND Z LITE™ MATTRESSES

Here we use a simple reflective surface coating of ThermaCapture™ to amplify the effectiveness of the heat-trapping peaks and valleys of each of these mattresses. The result is a boost in warmth by up to 15% and even greater surface durability.




SLEEPING BAGS

Applied to the backside of the inner lining material of our sleeping bags, ThermoCapture not only boosts warmth without the added weight or bulk of additional fill material, creating a lighter overall bag, but it also lets you warm-up faster – a real plus on a cold night


MATTRESSES

NEOAIR™ MATTRESSES



TRIANGULAR CORE MATRIX™


Our most advanced design uses patent-pending technology to minimize heat loss with two stacked layers of triangular baffles, creating hundreds of individual cells in our warmest mattresses. Simultaneously this internal structure adds an unmatched level of stability to every NeoAir mattress.



WAVE CORE™


Our Wave Technology slows convective heat loss, using a single layer of horizontal wave baffles. This basic structure doubles the warmth of an uninsulated air mattress without the bulk of conventional down or fiber insulations, creating a strong, fair-weather option in an insulated air mattress that still maintains essential three-season performance.

SELF INFLATING



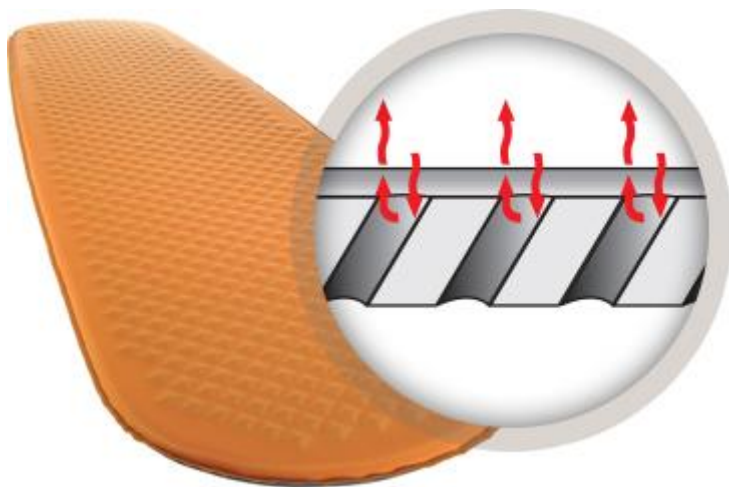
AIR FRAME™ CONSTRUCTION

Air Frame Construction is really quite simple. It uses alternating channels of foam and air to create a skeleton of foam within an air mattress. The resulting hybrid of technologies offers the best of both - the high-loft comfort and compressibility of an air mattress, and the convenience, added stability and support of a self-inflating mattress




VERTICALLY DIE-CUT FOAMS

Our Wave Technology slows convective heat loss, using a single layer of horizontal wave baffles. This basic structure doubles the warmth of an uninsulated air mattress without the bulk of conventional down or fiber insulations, creating a strong, fair-weather option in an insulated air mattress that still maintains essential three-season performance.




DIAGONALLY DIE-CUT FOAMS

Pioneered by Therm-a-Rest, this technology works on the same principal as our vertically die-cut foams, lowering overall mattress density to reduce weight and increase packability. However, cut at an angle, these die-cuts decrease the direct, vertical flow of air between the ground and the top of the mattress, resulting in warmer mattress with similar weight and compressibility benefits.



THERMAL FOAMS


Thermal Foam is our proprietary, solid-core foam. While it may look like just foam, we have spent decades working closely with our supplier, evolving this most basic element of our self-inflating pads. The resulting foam is made in the USA, and optimized for the best balance of light weight, lasting durability, and uniformity of support.



PRESSURE MAPPING

Pressure mapping involves analyzing detailed, pressure-sensitive measurements of a body on a sleep surface. A “map” is output, representing the pressure intensity with a range of colors. By analyzing the results of multiple sleep positions across both genders, we are able to vary the density of a mattress’s core. We do this in localized areas, varying the number of die-cuts in the foam, to address specific needs of support or softness.


CLOSED CELL MATTRESSES



RIDGEREST™ & Z LITE™ TECHNOLOGY

These Therm-a-Rest innovations boost the effectiveness and comfort of traditional, flat closed-cell foam pads with heat-formed peaks and valleys. The RidgeRest uses a conventional wave pattern and the Z Lite delivers maximum compactness with a nesting waffle pattern. Both increase dead air space in the “valleys” beneath you to boost warmth, while the peaks maintain support and comfort. In addition, all but our RidgeRest Classic mattress combine these benefits with a dual-density construction that combines a denser, more durable foam on the bottom and a softer, more comfortable foam on top for lasting comfort.

SLEEPING BAGS



SYNERGYLINK™ CONNECTORS

The key to our System Solution is our patent-pending SynergyLink™ Connectors. Integrating mattress and bag, they make sure you stay on your mattress while you roll freely for the best nights rest possible. Two elastic bands create a snug fit around any mattress up to 25 inches (63.5 cm) wide, keeping your bag centered and eliminating problems with sliding off your mattress or getting your bag twisted around you.



ZONED INSULATION

Zoned Insulation puts loft where you need it most – on top of you where it traps rising heat. Beneath you we use less fill, where your mattress already insulates you, and the value of lofted insulation is already minimized by compression. This is possible because our sleeping bags integrate with your mattress, keeping it properly oriented to maximize warmth and save weight.



TOE-ASIS™ FOOT WARMER

The patent-pending Toe-asis™ Foot Warmer helps to rapidly warm cold feet, offering a baffled pocket of insulation in the footbox of our Women's down and synthetic sleeping bags. Just slide your feet in for maximum warmth. Leave them out and you'll still benefit from an extra layer of insulation in the foot of your sleeping bag.



NIKWAX® HYDROPHOBIC DOWN

Used in all Therm-a-Rest 3 and 4-season sleeping bags. Nikwax® Hydrophobic Down absorbs 40% less moisture than untreated down. This keeps you warmer over a greater range of conditions, and allows it to dry and restore performance faster. And since all water-resistant down treatments wash out over time, Nikwax Hydrophobic Down is specially formulated to be easily retreated at home using Nikwax DownWash™ and DownProof™, ensuring the long-term water-resistance performance of your bag.


In addition, unlike other treated down, Nikwax® Hydrophobic Down is a water-based formula that's Fluorocarbon-free (a.k.a. PFO's, PFOA's or PFC's) and safe for you and the environment. We found this a particularly compelling reason to go with Nikwax, as questions are increasingly raised about the long-term effects of these chemicals and their persistence in our bodies and the environment.



ERALOFT™ SYNTHETIC INSULATION

eraLoft™ is a highly efficient and compressible synthetic insulation. Comprised of microfiber polyester, the core of each individual fiber is hollow, greatly boosting its heat-trapping capabilities while also shedding weight. Short-staple fibers also maximize loft and compressibility, while the inherently water-resistant fibers maintain warmth when wet, and dry faster than even treated down, making eraLoft™ an outstanding alternative

COTS



BOWFRAME™ TECHNOLOGY

Our patented BowFrame™ cot design converts lightweight poles, stretch-free fabric and unique cot feet into a tension-spring system that holds the cot together and provides superior, off-the-ground sleeping comfort and support. When used, the cot's bow poles are designed to flex until the middle of the pole contacts the ground, offering the user greater stability while still maintaining flex for comfort.