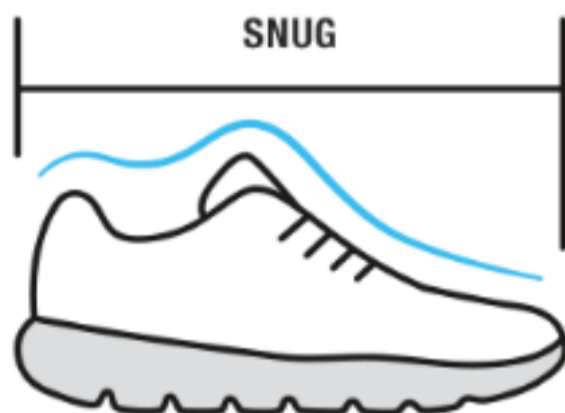


Find Your Perfect Fit

Every foot is unique so we've developed a signature fit system to help you find your favorite style in the best size to ensure the greatest comfort possible.

SKECHERS
CLASSIC FIT



Men's D Width

[Find Styles »](#)

Women's B Width

[Find Styles »](#)

Medium width shoes with a snug and even fit from heel to toe.

RELAXED FIT
FROM **SKECHERS**



Men's 1E Width

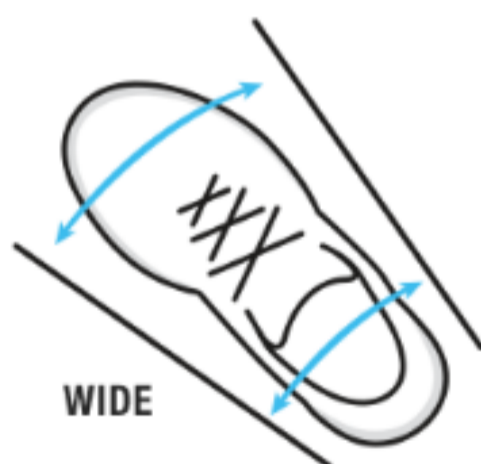
[Find Styles »](#)

Women's C Width

[Find Styles »](#)

Maintains medium width in the heel with a roomier toe box.

SKECHERS
WIDE FIT™



Men's 2E Width

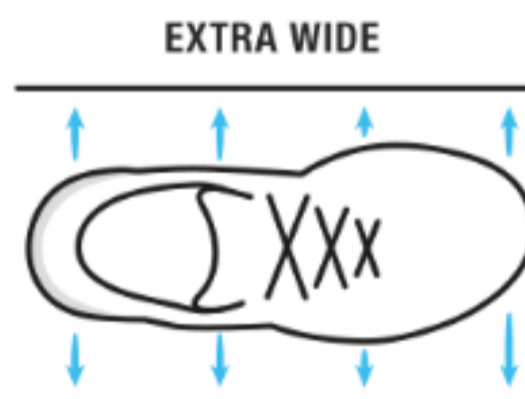
[Find Styles »](#)

Women's 1E Width

[Find Styles »](#)

A bit more open interior offers a looser fit around the entire foot.

SKECHERS
EXTRA WIDE FIT™



Men's 4E Width

[Find Styles >>](#)

Maximum space means wider feet stay comfortable all day.