

# NEW FOR 2021



## 04 PROWAVE

The new ProWave – our high performance Surf SUP design – totally re-designed and spiced up with speed and instant response, by our new wave SUP shaper Sky Solbach. When the surf is overhead and pumping, the new ProWave offers next level SUP surfing.

- › Fast surf scoop rocker line
- › Speed and drive enhanced via single concave entry that transitions into a double concave through the mid-section and into a quad V tail channel for extra hold and drive
- › Hard release edges in the tail for direct acceleration and light feel, with softer rails in the nose for smooth surfing
- › Nose outline and squash tail provide Shortboard



## 05



## STRIKE

The new Strike was developed by Kai-Nicolas Steimer who combined his naval engineering background and SUP racing experience to find the perfect balance between speed and control. Three new sleek, efficient designs are quite simply the fastest boards you can paddle on flat water.

- › Slimmer outline for better glide
- › New nose shape and tail shape reduce pitching and keep the board flat when sprinting, and allow perfect water flow during racing
- › New rail shape boosts steering and manoeuvrability and makes drafting super easy
- › Reduced volume at the tail allows more stability and ease for the rider in pivot turns
- › Reduced amount of drainage pipes reducing drag and new shape allows faster draining of the recess
- › Available in Carbon (all 3 shapes) and Biax Fibre (largest model only)



# NEW FOR 2021

06



## BEE

The new Bee is the ultimate watersports weapon. We've packed four different dimensions of watersports into one board: SUP Surfing, SUP Foiling, Wing Foiling and Windsurf Foiling – you decide on the setup you ride.

- › Foiling enthusiasts looking for the ultimate 'watersports toy' for multiple disciplines
- › Wing, Windsurf, SUP Foiling and standard Wave SUP in one board
- › Small surf, rolling waves, ocean swells & breezy flatwater – fun in all conditions
- › New shape by Sky Solbach
- › Two sizes 7'8" & 8'2"

07





# NEW FOR 2021



## FLY AIR & RAY AIR:


New red colour way for our bestselling Fly Air & Ray Air Pure inflatable models. Matching with the existing blue models and blue Pure paddle.



RIDER JANINA ZEITLER, PAULINA HERPEL

## RAY AIR ENDURO:

The brand new Ray Air Enduro is the perfect board to bridge the gap between the Ray Air Premium and Falcon Air. The sleeker and efficient shapes of 11' x 29" and 13' x 30" offer great stability, glide and speed for longer touring trips.



RIDER PAULINA HERPEL

## OTHER NEW MODELS



## FLY HD:

The Fly All-round models get two new additions in 10'0" and 11'0" in our ultra robust Thermoform HD technology, which absorbs the unavoidable collisions of entry level riders with ease.



## RAY BAMBOO:

Our popular 12'6" Touring shape is now available in a beautiful Bamboo Biax Fibre layup, which is not only an optical highlight, but also performs incredibly well and efficient for longer tours.



# OCEAN MINDED

## LET'S FACE IT

Our sport depends on a healthy environment – we all do!

But up until today our sport is not the most sustainable thing in the world. We're consuming a large number of fossil fuels to develop, produce, transport and ultimately also get to the spot and ride our boards. Being out there itself is clean and the best we can do – but the way to get there leaves a trail. We at Fanatic are well aware of this and we're taking action to reduce our trail as much as we can – and more!

In order to OFFER YOU AN AFFORDABLE, long lasting PRODUCT THAT'S AS ECO-FRIENDLY AS POSSIBLE, we're optimizing the entire process to save fuels, plastics and energy on the production side and support carbon offset projects to balance our consumption on the other side. It's a continuous process we're pushing together with our partners to protect what we love.



**CARBON OFFSET:** We calculate and offset the carbon emissions caused by our products and processes by supporting recognized carbon offset projects, to make our products 'Carbon Neutral'.



**R&D:** In order to develop as efficiently as possible, every single prototype is developed by our R&D Team and built by Sebastian Wenzel – all the knowledge stays in-house. Our huge database allows minimal prototyping to the final production shape.



**MATERIALS:** A major factor for sustainability is quality and longevity. No one wants to buy a board that looks like a tree but also rides like a log or breaks like a match. We implement natural elements WHEREVER possible, but focus on quality. Our Fly Eco – built with Flax, Wood & Cork Layup – shows what's possible and we're excited to further expand the use of natural components.



**PRODUCTION:** Our boards are built at the leading production facility of the industry – not only in terms of quality, but also in terms of social responsiveness and sustainability.



**PACKAGING:** We've created a task force in order to optimize packaging to the minimum, using recycled materials, replacing single-use plastics with paper/cardboard and packing in a way to make recycling convenient for our customers.



**SHIPPING:** We're constantly improving ways to combine shipping from our production lines to our centralized warehouse in Europe and other key locations for our worldwide distribution. Together with our Boards&More partner brands ION and Duotone we're making sure our products make their way to you with the smallest fuel consumption possible.

FIND OUT WHAT WE'RE DOING TO PROTECT WHAT WE LOVE. [FANATIC.COM/SUP/OUR-WORLD/ABOUT-US/SUSTAINABILITY](https://www.fanatic.com/sup/our-world/about-us/sustainability)



















THE BOARD  
WITH THE ECO  
FRIENDLIEST  
MATERIALS

**SAVE OUR  PLAYGROUNDS**

Be a part of the process and stay informed about our initiative "Save our playgrounds" – a platform to coordinate actions by our the brands Fanatic, ION and Duotone to protect our environment. More information on [Fanatic.com](https://www.fanatic.com)







INFLATABLE SUP








INSERT	STUBBY AIR	FLY AIR PREMIUM	DIAMOND AIR	FLY AIR POCKET	RIPPER AIR	RAY AIR PREMIUM	DIAMOND AIR TOURING	RAY AIR <sup>NEW</sup> ENDURO	RAY AIR <sup>NEW</sup> POCKET
	13200-1130	13200-1132	13200-1133	13200-1160	13200-1138	13200-1135	13200-1136	13210-1151	13210-1162
		FLY AIR PURE		DIAMOND <sup>NEW</sup> AIR POCKET		RAY AIR PURE			DIAMOND <sup>NEW</sup> AIR TOURING POCKET
		13200-1131		13210-1163		13200-1134			13210-1164
		13210-1131 <sup>NEW</sup> (new colour)				13210-1134 <sup>NEW</sup> (new colour)			
									
	8'6"	9'8", 10'4", 10'8"	9'8", 10'4"	10'4"	7'10"	11'6" × 31", 12'6" × 32", 13'6" × 35"	11'6" × 31"	11'0" × 29", 13'0" × 30"	11'6" × 31"
	Surf / All-round	All-round	All-round	All-round	Kids	Touring	Touring	Long Distance Touring	Touring
	Small waves & flatwater	Flatwater to small waves	Flatwater to small waves	Flatwater to small waves	Flatwater to small and soft waves	Lakes, canals, calm rivers & calm open ocean	Lakes, canals, calm rivers & calm open ocean	Lakes, canals, calm rivers & calm open ocean	Lakes, canals, calm rivers & calm open ocean
	Compact "Stubby-Style" Slashy & snappy Small & mobile	Easy and stable all-rounder Multiple sizes and options Multi-purpose traveller Diamond specially for women		Super compact Perfect entry iSUP Ultra travel friendly Easy to setup	Soft & playful kids all-rounder Light & strong Easy handling	Stable & efficient glide Effortless distance Easily portable Diamond specially for women		Narrow, sporty waterline Greatest stroke efficiency Energy saving	Super compact Stable & efficient glide Effortless distance Ultra travel friendly
	DL Light	DL Light DS Light	DS Light	Micro	DS Light	DL Light DS Light (11'6" & 12'6")	DS Light	DL Light	Micro
	✓	✓ (Premium only)				✓ (Premium only)			
	Intermediate to experienced SUPer looking for progressive & dynamic performance from a board that is convenient to store & transport	All level SUPer looking for a board that performs for all abilities in everything from flatwater to small waves Diamond specially for women	All level SUPer looking for a board that packs ultra compact, is super easy to store & transport whilst offering safe & stable paddling Special Diamond design for women	Kids from beginner to ,ripper' looking for the ultimate fun package they can carry to the water themselves, on their bike or skateboard No parents needed!	All level Touring and Trekking enthusiasts with a demand for great straight line performance & convenient travel & storage Diamond specially for women		Touring enthusiasts looking for a sporty iSUP for longer tours and excursions	All level SUPer looking for a touring board that packs ultra compact, is super easy to store & transport whilst offering stable paddling and great glide Special Diamond design for women	

<b>RIPPER AIR TOURING</b> 13200-1140	<b>RAPID AIR</b> 13200-1144 <b>RAPID AIR TOURING</b> 13200-1143	<b>FALCON AIR</b> 13200-1137	<b>VIPER AIR PREMIUM</b> 13200-1149 <b>VIPER AIR PURE</b> 13200-1148 <b>RIPPER AIR WS</b> 13200-1147	<b>FLY AIR FIT</b> 13200-1152 <b>FLY AIR FIT PLATFORM</b> 13200-1142 <b>FLY AIR FIT PLATFORM S</b> 13200-1141	<b>AIR MAT</b> 13200-1153	<b>TANDEM AIR</b> 13200-1146 <b>FLY AIR XL</b> 13200-1158
						
10'0"	9'6", 11'0"	12'6"×26.5", 12'6"×29", 14'0"×26.5", 14'0"×29"	Viper: 11'0" (355 l) Ripper: 9'0" (187 l)	10'6" × 34", 10'0" × 10'0" (1000 l), 9'2" × 44" (410 l)	8'2" × 36" (343 l)	16'0" × 34", 17'0" × 60"
Kids Touring/Race	River	Race	Windsurf / SUP / SUP Kids	SUP Fit / SUP Yoga	SUP Fit / SUP Yoga	Special
Flatwater	Rivers, streams & shallow waters	Flatwater to downwind open ocean	Flatwater very light to light winds	Flatwater & Pools	Flatwater & Pools	Flatwater to small & soft waves
Soft & playful kids touring & raceboard Light & rigid Easy handling	Tough & strong Ultra stable Convenient to transport & store	Fast & efficient Rigid & direct Perfect race traveller	Windsurf / SUP family board Stable & forgiving Great non-planing glide Soft & gentle Smart packing Ripper specially for kids	SUP Fit, SUP Yoga & regular SUP Next level balance training Soft & smooth Multiple handles & connections Smart packing	SUP Fit & SUP Yoga Next level balance training Soft & smooth ideal for pools	Big fun for family & friends High volume for high load carrying
DS Light	DL HD	DL Light	DL HD DS Light	DS Light (Fly Air Fit) HD 200 (Platform / Platform S)	DS Light	DL Light (Tandem) HD 200 (XL)
✓			✓			✓ 2×
Kids of all levels with a desire to be faster than their buddies & parents on a comfortable board that is easy to transport & store	Action seeker paddling in wild waters of streams & rivers, as well as River Touring enthusiasts with a need for a stable & robust board in a smart package	Intermediate to experienced SUPer with focus on paddling speed, training & long distance, but who wants to avoid the hassle of transport, storage & handling that comes with a composite race board	Everyone looking for a smart package of the ultimate entry level Windsurf & SUP board for the whole family Ripper specially for kids	Fitness & yoga enthusiasts with a desire to make water their element, taking their skills to the next level	Fitness & yoga enthusiasts looking for the next level training platform for indoor & outdoor pools	Families, friends & clubs looking for the ultimate group fun



**COMPOSITE SUP**

	<b>PROWAVE LTD</b> <small>NEW</small>	<b>STUBBY</b>	<b>BEE</b> <small>NEW</small>	<b>ALLWAVE</b>	<b>STYLEMASTER</b>	<b>FLY</b>
	13210-1101	13200-1100	13210-1116	13200-1102	13200-1104	13200-1109 <b>FLY ECO</b> 13200-1119 <b>FLY SOFTTOP</b> 13200-1106 13200-1108 (Centre Fin)
						
CATEGORY SIZES	7'0", 7'5", 7'10", 8'3", 8'8"	7'10", 8'3", 8'7", 8'10"	7'8", 8'2"	8'8", 8'11", 9'3", 9'7"	10'0"×28.5", 10'0"×30.5"	9'6", 10'6", 11'2", 11'2"CF
CONDITIONS	Radical SUP Surf	SUP Surf	SUP Surf / SUP Foil Wing Foil / Windsurf Foil	Entry level wave	Longboard style	All-round
CHARACTER	Reef, point and beach breaks, head high to larger, powerful & fast surf	All-round wave conditions, from small & sloppy to more powerful surf	Small surf, rolling waves, ocean swells & breezy flatwater – when paired with wing or windsurfing sail	Less than perfect waves, from small to overhead high surf	Long and less powerful waves, small to overhead high surf	Flatwater to smaller & softer waves
	Powerful performance surf style Fast carves Snappy & grippy turns	Compact parallel rails concept Reduced swing weight Stable and balanced paddling Quick acceleration Controlled lines Slashy & snappy surf style	Greatest multi-sports range Wing, Windsurf, SUP Foiling and standard Wave SUP in one board	Wide & stable Easy paddling & wave catching Tight & easy turns All types of waves	True Longboard feeling Crisp & grippy reactions "Nose-rider"-Style Incredible glide	Easy & stable paddling Good glide Simple wave catching & effortless steering Multiple sizes & options
CONSTRUCTION	CST	VCT	VCT (7'8") VEC (8'2")	VCT	BS	VCT CFWC (9'6", 10'6") HRS Soft Top (10'6", 11'2")
MB INSERT		✓ (Track)	✓ (Track)	✓	✓	✓
TARGET RIDER	Experienced wave SUPer who spends a fair amount of time in the waves & wants to progress in fast turns & wave manoeuvres	Experienced to intermediate wave SUPer looking for a compact wave shape with great stability, speed, easy catching & biting rails	Foiling enthusiasts looking for the ultimate 'watersports toy' for multiple disciplines	Intermediate wave SUPer looking for a stable & easy platform to catch wave after wave, even when it's mushy & choppy	Classic Longboard Lover! SUPers looking to take their Longboard Surfing skills onto the SUP	Entry to intermediate level SUPer looking for a board that will do everything – from flatwater cruising to small waves

FLY HD <small>NEW</small> 13210-1109	DIAMOND 13200-1110	RAY BAMBOO <small>NEW</small> 13210-1114 RAY PURE 13200-1113	DIAMOND TOURING 13200-1115	FALCON 13200-1111	BLITZ CARBON 13200-1120 BLITZ 13200-1124	STRIKE CARBON <small>NEW</small> 13210-1112 STRIKE 13210-1125
						
10'0", 11'0"	9'6", 10'6"	12'6" x 28.5"	12'6" x 28.5"	14'0" x 24", 14'0" x 26"	14'0" x 23.5", 14'0" x 25.5"	14'0" x 20", 14'0" x 22.5", 14'0" x 25"
All-round / Entry	All-round	Touring	Touring	Downwind Race	All-round Race	Flatwater Race
Flatwater to smaller & softer waves	Flatwater to smaller & softer waves	Flatwater – lakes & calm open ocean sea	Flatwater – lakes & calm open ocean sea	Downwind open ocean surf & flatwater finishes	All race conditions from open ocean to flatwater	Flatwater & chop
Construction with focus on longevity Easy and stable paddling	Gentle Ladies– All-rounder Easy and stable paddling Good glide Simple wave catching & effortless steering	Stable & efficient glide Effortless distance	Stable & efficient glide Effortless distance	Incredibly fast and efficient Maintains speed up and over bumps Simple foot steering on runners Stable and confidence inspiring	The ultimate All-rounder Extremely efficient when drafting Rides fast & high in small waves	Zero compromise flat water racing Incredibly fast Super efficient glide Great stability
HD	VCT	BS Pure	Pure	CCS	CCS BXF (14'0" x 25.5")	CCS BXF (14'0" x 25")
	✓					
Entry level SUPer and SUP schools looking for a board to start Stand Up Paddling with maximum longevity	Ladies from entry to intermediate level looking for a board that will do everything – from flatwater cruising to small waves	Entry to intermediate level SUPer who likes to explore and to cover distance when paddling	Entry to intermediate level female SUPer who likes to explore & is able to make some distance in their home waters	Intermediate to top level SUPer looking for a raceboard to win down-winders	Intermediate to top level SUPer looking for a raceboard that excels across all conditions	Intermediate to top level SUPer looking for the fastest flatwater raceboard





PHOTOS: SEBASTIAN SCHÖFFEL, JOHN CARTER, KLAAS VOGET,  
FISH BOWL DIARIES, THOMAS MARZUSCH, GABOR BALOGH  
RIDER BACKCOVER: PAULINA HERPEL

DESIGN: 3DELUXE

ALL DATA SUBJECT TO CHANGE © FANATIC 2020

WWW.FANATIC.COM/SUP

FOLLOW US     



RIDER ARTHUR ARUTKIN

INFLATABLE	MODEL	LENGTH	WIDTH	THICKNESS	VOLUME	TECHNOLOGY	FINBOXES	FINS	MASTBASE INSERT
	Stubby Air Premium	8'6" / 259 cm	29.5" / 74.9 cm	4.5" / 11.5 cm	178l	DL Light	1 × US Box, 2 × Side Fins	1 × 15.5 cm RTM, 2 × 12 cm	✓
	Fly Air Premium	9'8" / 294.6 cm	32" / 81.3 cm	4.5" / 11.5 cm	213l	DL Light	1 × US Box, 2 × Side Fins	1 × 15.5 cm RTM, 2 × 6 cm	✓
		10'4" / 315 cm	33" / 83.8 cm	5.5" / 14 cm	284l				
	Fly Air	10'8" / 325.1 cm	34" / 86.4 cm	5.5" / 14 cm	306l	DS Light	1 × US Box	1 × 19.5 cm	–
		9'8" / 294.6 cm	32" / 81.3 cm	4.5" / 11.5 cm	213l				
	Diamond Air	10'4" / 315 cm	33" / 83.8 cm	5.5" / 14 cm	284l	DS Light	1 × US Box	1 × 19.5 cm	–
		9'8" / 294.6 cm	32" / 81.3 cm	4.5" / 11.5 cm	213l				
	Fly Air Pocket	10'4" / 315 cm	33" / 83.8 cm	5.5" / 14 cm	284l	Micro	2 × FCS fin system	2 × 4.5" Click FCS Fins	
	Diamond Air Pocket <sup>NEW</sup>	10'4" / 315 cm	33" / 83.8 cm	6" / 15 cm	295l	Micro Light	2 × fin system	2 × 4.5" Click Fins	
	Ripper Air	7'10" / 238.8 cm	28" / 71.1 cm	4.5" / 11.5 cm	138l	DS Light	1 × US Box, 2 × Side Fins	1 × 19.5 cm, 2 × 6 cm	–
	Ray Air Premium	11'6" / 350.5 cm	31" / 78.7 cm	6" / 15 cm	299l	DL Light	1 × US Box	1 × 20.0 cm RTM	✓
		12'6" / 381 cm	32" / 81.3 cm	6" / 15 cm	339l				
	Ray Air	13'6" / 411.5 cm	35" / 88.9 cm	6" / 15 cm	400l	DS Light	1 × US Box	1 × 19.5 cm	–
		11'6" / 350.5 cm	31" / 78.7 cm	6" / 15 cm	299l				
	Diamond Air Touring	12'6" / 381 cm	32" / 81.3 cm	6" / 15 cm	339l	DS Light	1 × US Box	1 × 19.5 cm	–
		11'6" / 350.5 cm	31" / 78.7 cm	6" / 15 cm	299l				
	Ray Air Enduro <sup>NEW</sup>	11'0" / 335.3 cm	29" / 73.7 cm	6" / 15 cm	281l	DL Light	1 × US Box	1 x 20 cm Click Fins	–
		13'0" / 396.2 cm	30" / 76.2 cm	6" / 15 cm	299l				
	Ray Air Pocket <sup>NEW</sup>	11'6" / 350.5 cm	31" / 78.7 cm	6" / 15 cm	299l	Micro	2 × FCS fin system	2 × 4.5" Click FCS Fins	–
	Diamond Air T. Pocket <sup>NEW</sup>	11'6" / 350.5 cm	31" / 78.7 cm	6" / 15 cm	299l	Micro Light	2 × fin system	2 × 4.5" Click Fins	–
	Ripper Air Touring	10'0" / 304.8 cm	26" / 66 cm	4.5" / 11.5 cm	180l	DS Light	1 × US Box	1 × 19.5 cm	✓
	Falcon Air Premium	12'6" / 381 cm	26.5" / 67.3 cm	6" / 15 cm	280l	DL Light	1 × US Box	1 × 20.0 cm RTM	–
		12'6" / 381 cm	29" / 73.7 cm	6" / 15 cm	296l				
		14'0" / 426.7 cm	26.5" / 67.3 cm	6" / 15 cm	312l				
		14'0" / 426.7 cm	29" / 73.7 cm	6" / 15 cm	333l				
	Rapid Air	9'6" / 289.6 cm	36" / 91.4 cm	6" / 15 cm	324l	DL HD	4 × Click Fin System	4 × 5 cm	–
	Rapid Air Touring	11'0" / 335.3 cm	34" / 86.4 cm	6" / 15 cm	330l	DL HD	1 × US Box, 4 × Side Fins	1 × 20.0 cm RTM, 4 × 6 cm	–
	Viper Air Premium	11'0" / 335.3 cm	33.5" / 85.1 cm	6" / 15 cm	355l	DL HD	2 × US Box	1 × 19.5 cm, 1 × 24 cm	✓
	Viper Air	11'0" / 335.3 cm	33.5" / 85.1 cm	6" / 15 cm	355l	DS Light	2 × US Box	1 × 19.5 cm, 1 × 24 cm	✓
	Ripper Air WS	9'0" / 274.3 cm	29" / 73.7 cm	4.5" / 11.5 cm	187l	DS Light	2 × US Box	1 × 19.5 cm, 1 × 24 cm	✓
	Fly Air Fit	10'6" / 320 cm	34" / 86.4 cm	5.5" / 14 cm	300l	DS Light	1 × US Box	1 × 19.5 cm	–
	Fly Air Fit Platform	10'0" / 304.8 cm	10'0" / 304.8 cm	8" / 20 cm	1000l	HD 200	No Finbox	No Fin	–
	Fly Air Fit Platform S	9'2" / 279.4 cm	44" / 111.8 cm	8" / 20 cm	410l	HD 200	No Finbox	No Fin	–
	Air Mat	8'2" / 248.9 cm	36" / 91.4 cm	6" / 15 cm	343l	DS Light	No Finbox	No Fin	–
	Tandem Air Premium	16'0" / 487.6 cm	34" / 86.4 cm	6" / 15 cm	505l	DL Light	2 × US Box	1 × 19.5 cm, 1 × 24 cm	✓ 2×
	Fly Air XL	17'0" / 518.2 cm	60" / 152.4 cm	8" / 20 cm	1350l	HD 200	1 × US Box, 4 × Side Fins	1 × 19.5 cm RTM, 4 × 7 cm	✓ 2×
COMPOSITE	ProWave LTD <sup>NEW</sup>	7'0" / 213.4 cm	24" / 61 cm	–	70l	Custom Surf	5 × Multi-Box	3 × 4.75" RTM	–
		7'5" / 226.1 cm	26" / 66 cm		83l				
		7'10" / 238.8 cm	28" / 71 cm		95l				
		8'3" / 251.5 cm	29.5" / 74.9 cm		109l				
		8'8" / 264.2 cm	30.5" / 77.5 cm		121l				
	Stubby	7'10" / 238.8 cm	28.5" / 72.4 cm	–	95l	Vectornet	5 × Multi-Box	3 × 5" RTM	✓
		8'3" / 251.5 cm	28.75" / 73 cm		105l				
		8'7" / 261.6 cm	29.25" / 74.3 cm		120l				
		8'10" / 269.2 cm	30.5" / 77.5 cm		135l				
	Bee <sup>NEW</sup>	7'8" / 233.7 cm	30.75" / 78.1 cm	–	120l	Vectornet	2 × US Track, 3 × Multi-Box	3 × 5" RTM	Masttrack
		8'2" / 248.9 cm	31.5" / 80 cm		140l	VEC			
	AllWave	8'8" / 264.2 cm	31" / 78.7 cm	–	135l	Vectornet	3 × Multi-Box	3 × 5" RTM	✓
		8'11" / 271.8 cm	31.5" / 80 cm		145l				
		9'3" / 281.9 cm	32" / 81.3 cm		160l				
		9'7" / 292.1 cm	32.5" / 82.6 cm		175l				
	Stylemaster Bamboo	10'0" / 304.8 cm	28.5" / 72.4 cm	–	130l	BS	1 × US Box, 2 × Multi-Box	1 × 6", 2 × 4 ½" RTM	✓
		10'0" / 304.8 cm	30.5" / 77.5 cm		145l				
	Fly	9'6" / 289.6 cm	31" / 78.7 cm	–	151l	Vectornet	1 × US Box, 2 × Multi-Box	1 × 8", 2 × 4 ¾" RTM	✓
		10'6" / 320 cm	31" / 78.7 cm		177l				
		11'2" / 340.4 cm	34" / 86.4 cm		236l		1 × US Box	1 × 8" RTM	
	Fly HD <sup>NEW</sup>	10'0" / 304.8	30.25" / 76.8	–	194	HD Thermo-form	1 × US Box	1 × 8" Nylon	–
		11'0" / 335.3	33.25" / 84.5		249				
	Fly Center Fin	11'2" / 340.4 cm	34" / 86.4 cm	–	236l	Vectornet	1 × US Box , 1 × Power Box	1 × 8" RTM, MFC Center Fin	✓
	Fly Eco	9'6" / 289.6 cm	31" / 78.7 cm	–	151l	CFWC	1 × US Box, 2 × Multi-Box	1 × 8", 2 × 4 ¾" RTM Wood	✓
		10'6" / 320 cm	31" / 78.7 cm		177l				
	Fly Soft Top	10'6" / 320 cm	31" / 78.7 cm	–	177l	Soft Top	1 × US Box	1 × 8" Nylon	✓
		11'2" / 340.4 cm	34" / 86.4 cm		236l				
	Diamond	9'6" / 289.6 cm	31" / 78.7 cm	–	151l	Vectornet	1 × US Box, 2 × Multi-Box	1 × 8", 2 × 4 ¾" RTM	✓
		10'6" / 320 cm	31" / 78.7 cm		177l				
	Ray Bamboo <sup>NEW</sup>	12'6" / 381 cm	28.5" / 72.4 cm	–	275l	BS	1 × US Box	1 × 22 cm RTM	–
	Ray	12'6" / 381 cm	28.5" / 72.4 cm	–	275l	Pure Light	1 × US Box	1 × 22 cm RTM	–
	Diamond Touring	12'6" / 381 cm	28.5" / 72.4 cm	–	275l	Pure Light	1 × US Box	1 × 22 cm RTM	–
		14'0" / 426.7 cm	24" / 61 cm		320l				
	Falcon Carbon	14'0" / 426.7 cm	26" / 66 cm	–	347l	CCS	1 × US Box	1 × 19.5 cm RTM	–
		14'0" / 426.7 cm	23.5" / 59.7 cm		289l				
	Blitz Carbon	14'0" / 426.7 cm	25.5" / 64.8 cm	–	314l	CCS	1 × US Box	1 × 22 cm RTM	–
		14'0" / 426.7 cm	25.5" / 64.8 cm		314l				
	Blitz	14'0" / 426.7 cm	25.5" / 64.8 cm	–	243l	BXF	1 × US Box	1 × 22 cm RTM	–
		14'0" / 426.7 cm	20" / 50.8 cm		243l				
	Strike Carbon <sup>NEW</sup>	14'0" / 426.7 cm	22.5" / 57.2 cm	–	267l	CCS	1 × US Box	1 × 19.5 cm RTM	–
		14'0" / 426.7 cm	25" / 63.5 cm		305l				
	Strike <sup>NEW</sup>	14'0" / 426.7 cm	25" / 63.5 cm	–	305l	BXF	1 × US Box	1 × 19.5 cm RTM	–