

BOOTS PHILOSOPHY

Skiers from all over the world keep reminding us of their three most important concerns when purchasing new boots: FIT, PERFORMANCE and COMFORT. Every skier wants these three things, but every skier has a different idea as to what Fit, Performance and Comfort mean to them. This is why we have built our entire range to cater to these three concerns for all skier types, from World Cup to convenience. Every boot we

AnATOMIC FIT

make embodies this design philosophy: the boot must FIT the way the consumer expects it, it must PERFORM to their expectations and provide the appropriate level of COMFORT they are looking for. But for us simply providing a boot with the appropriate Fit, Performance and Comfort level is not enough. We want to deliver additional features such as i-Flex and our Enduro Chassis, which genuinely enhance the skier's experience.

FIT



93/95 mm
WC FIT



98 mm
PRO FIT



100 mm
HI-PERF FIT



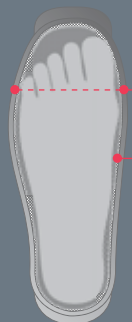
102 mm
SPORT FIT



104 mm
COMFORT FIT



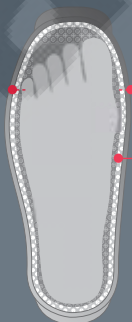
102-6 mm
LIVE FIT



Minimal Comfort Space

Thin dense lining
Maximum Hold & Sensitivity

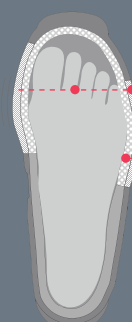
LOW VOLUME
93 mm
ANATOMIC
WORLD CUP FIT



Maximum Comfort Space

Thick Cushioning Lining

HIGH VOLUME
104 mm
ANATOMIC
COMFORT FIT



Maximum Adaptive
Comfort Space

Thick Cushioning Lining
4 Way Stretch Forefoot

ADAPTIVE VOLUME
102-106 mm
LIVE FIT

BOOTS CONCEPTS

RACE

No other boot has accumulated more victories, titles and medals faster than the Race Tech. That is why it still remains the standard by which you win the overall World Cup title.

RACE **DNA**



1-COMPONENT SHELL



93/95/98 mm
LAST (ON 26.5 MP)



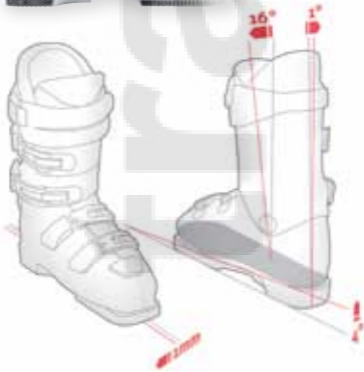
1 mm OFFSET SHELL



0° SHELL ROTATION



FORWARD LEAN ANGLE 16-18°



► RACE TECH GEOMETRY

Our secret recipe for World Cup domination: this exact combination of forward lean, ramp angle and sole canting is what delivers ultimate control, precision and sensitivity.