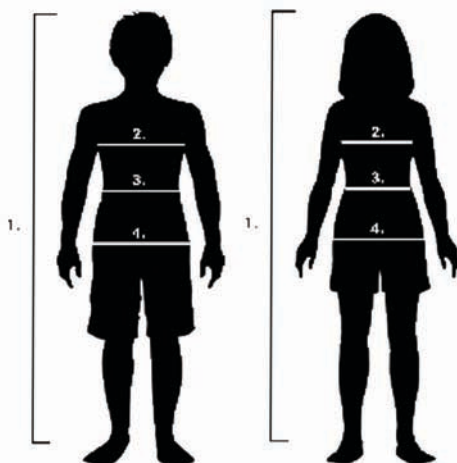


BOYS' SIZING CHART

SIZE	HEIGHT FITS TO	CHEST FITS TO	WAIST FITS TO	HIPS FIT TO
104	102 - 106	56 - 58	52 - 54	57 - 61
110	106 - 112	57 - 60	53 - 55	59 - 63
114	112 - 118	59 - 62	54 - 56	61 - 65
122	118 - 124	61 - 64	55 - 57	63 - 67
128	124 - 130	63 - 66	57 - 59	66 - 70
134	130 - 136	65 - 68	59 - 61	69 - 73
140	136 - 142	67 - 71	61 - 63	72 - 76
146	142 - 148	69 - 73	63 - 65	75 - 79
152	148 - 154	72 - 76	65 - 67	78 - 82
158	154 - 160	74 - 78	67 - 69	81 - 85
164	160 - 166	77 - 81	69 - 71	84 - 88
170	166 - 172	80 - 84	71 - 73	87 - 91
176	172 - 178	83 - 87	73 - 75	90 - 94



GIRLS' SIZING CHART

SIZE	HEIGHT FITS TO	CHEST FITS TO	WAIST FITS TO	HIPS FIT TO
104	102 - 106	55 - 57	52 - 54	58 - 60
110	106 - 112	56 - 58	53 - 55	59,5 - 62,5
114	112 - 118	57 - 59	54 - 56	61,5 - 64,5
122	118 - 124	58 - 62	55 - 57	63,5 - 67
128	124 - 130	61 - 65	56 - 58	66 - 70
134	130 - 136	64 - 68	57 - 60,5	69 - 73
140	136 - 142	67 - 71	59,5 - 62,5	72 - 76
146	142 - 148	70 - 74	61,5 - 64,5	75 - 79,5
152	148 - 154	73 - 77	63,5 - 66,5	75,5 - 82,5
158	154 - 160	76 - 80	65,5 - 68	81,5 - 85,5
164	160 - 166	79 - 83	67 - 69	84,5 - 89,5
170	166 - 172	82 - 86	68 - 70	88,5 - 93,5
176	172 - 178	85 - 89	69 - 71	92,5 - 97,5

1. HEIGHT: WITH FEET PLACED TOGETHER, MEASURE FROM THE FLOOR TO THE TOP OF HEAD.

2. CHEST: MEASURED UNDER ARMPITS, OVER THE FULLES PART OF CHEST.

3. WAIST: MEASURED AROUND NARROWEST PART OF WAIST.

4. HIPS: WITH FEET PLACED TOGETHER, MEASURE AROUND THE FULLEST PART OF HIPS.

BOYS:

BOTTOM FITS:

RELAXED FIT IS OUR STANDARD PANTS FIT. COMFORTABLY ROOMY, BUT NOT EXCESSIVELY BAGGY

STRAIGHT FIT IS STRAIGHT THROUGH THE SEAT, THIGH AND LEG. SNUGGER IN THE HIP AREA THAN RELAXED FIT.


TOP FITS:

REGULAR FIT IS A MODERATELY LOOSE, COMFORTABLE FIT.

SLIM FIT IS CUT SLEEKER THAN REGULAR FIT, CONTOURING THE BODY'S SILHOUETTE.

TODDLER SIZING CHART

SIZE	CHEST FITS TO	WAIST FITS TO	HIPS FIT TO
92	54	51	55
98	55	52	57
104	56	53	59
110	57	54	61
116	59	55	63
122	61	56	65
128	64	58	68



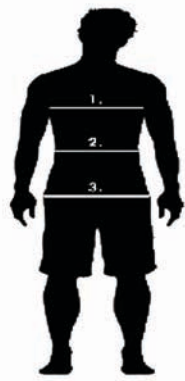
1. CHEST: MEASURED UNDER ARMPITS, OVER THE FULLES PART OF CHEST.

2. WAIST: MEASURED AROUND NARROWEST PART OF WAIST.

3. HIPS: WITH FEET PLACED TOGETHER, MEASURE AROUND THE FULLEST PART OF HIPS.

MENS' SIZING CHART

SIZE	CHEST FITS TO	WAIST FITS TO	HIPS FIT TO
XS - 46	90 - 93	77 - 81	94 - 96
S - 48	94 - 97	82 - 86	97 - 99
M - 50	98 - 101	87 - 91	100 - 102
L - 52	102 - 105	92 - 96	103 - 105
XL - 54	106 - 109	97 - 101	106 - 108
XXL 56	110 - 113	102 - 106	109 - 111



1. CHEST: MEASURED UNDER ARMPITS, OVER THE FULLEST PART OF CHEST.

2. WAIST: MEASURED AROUND NARROWEST PART OF WAIST.

3. HIPS: MEASURED AROUND THE FULLEST PART OF HIPS, WITH FEET PLACED TOGETHER.

BOTTOM FITS:

RELAXED FIT IS OUR STANDARD PANTS FIT. COMFORTABLY ROOMY, BUT NOT EXCESSIVELY BAGGY.

STRAIGHT FIT IS STRAIGHT THROUGH THE SEAT, THIGH AND LEG. SNUGGER IN THE HIP AREA THAN RELAXED FIT.

FASHION FIT OFFERS A MORE FORM-FITTING, TAILORED LOOK.

TOP FITS:

REGULAR FIT IS A MODERATELY LOOSE, COMFORTABLE FIT.

SLIM FIT IS CUT SLEEKER THAN REGULAR FIT, CONTOURING THE BODY'S SILHOUETTE.

SUPER SLIM FIT IS SNUGGER THAN SLIM FIT.

BOARDSHORT LENGTHS

16 INCH

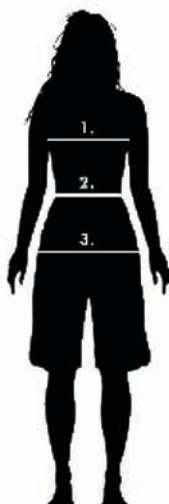


19 INCH



21 INCH





WOMENS' SIZING CHART

SIZE	CHEST FITS TO	WAIST FITS TO	HIPS FIT TO
XS - 34	78 - 81	59 - 63	90 - 92
S - 36	82 - 85	64 - 67	93 - 95
M - 38	86 - 89	68 - 72	96 - 98
L - 40	90 - 93	73 - 76	99 - 101
XL - 42	94 - 97	77 - 81	102 - 104
XXL - 44	98 - 101	82 - 85	105 - 107

- 1. CHEST:** MEASURED UNDER ARMPITS, OVER THE FULLEST PART OF CHEST.
2. WAIST: MEASURED AROUND NARROWEST PART OF WAIST.
3. HIPS: MEASURED AROUND THE FULLEST PART OF HIPS, WITH FEET PLACED TOGETHER.

BIKINI BOTTOM FITS:

HIGH FIT



REGULAR FIT



LOW FIT



BRAZIL FIT

