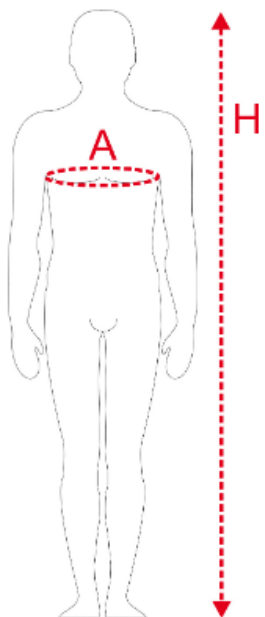




SIZE CHART

MEN'S SIZES

JACKETS

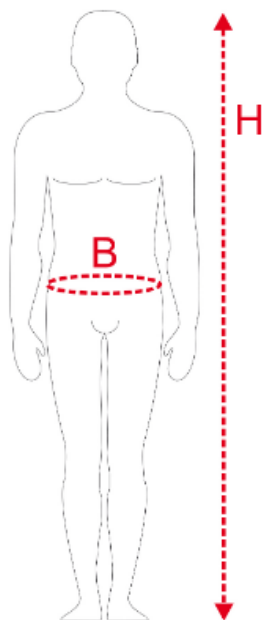


SIZE	TG	H	A
XS	44	160/172	86/90
S	46	163/175	90/94
M	48	166/178	94/98
L	50	169/181	98/104
XL	52	172/184	104/110
2XL	54	175/187	110/116
3XL	56	178/190	116/122
4XL	58	181/193	122/128
5XL	60	181/193	128/134
6XL	62	181/193	134/140
7XL	64	181/193	140/146
8XL	66	181/193	146/152

These tables are indicative

The measurements are in cm and must be taken on the body (not on the clothes)

PANTS

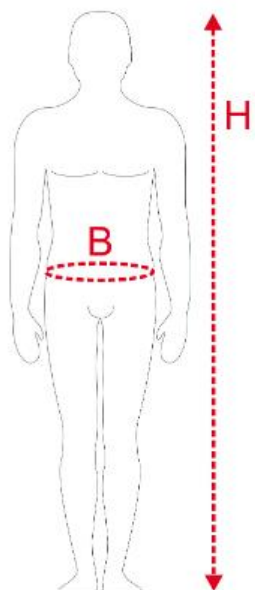


SIZE	TG	H	B
XS	44	160/172	68/74
S	46	163/175	74/80
M	48	166/178	80/86
L	50	169/181	86/92
XL	52	172/184	92/98
2XL	54	175/187	98/104
3XL	56	178/190	104/110
4XL	58	181/193	110/116
5XL	60	181/193	116/122

These tables are indicative

The measurements are in cm and must be taken on the body (not on the clothes)

JEANS

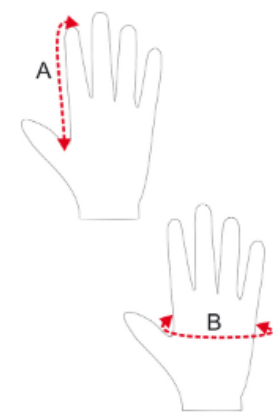


SIZE	TG	H	B
XS	44	160/172	68/74
S	46	163/175	74/80
M	48	166/178	80/86
L	50	169/181	86/92
XL	52	172/184	92/98
2XL	54	175/187	98/104
3XL	56	178/190	104/110
4XL	58	181/193	110/116
5XL	60	181/193	116/122

These tables are indicative

The measurements are in cm and must be taken on the body (not on the clothes)

GLOVES



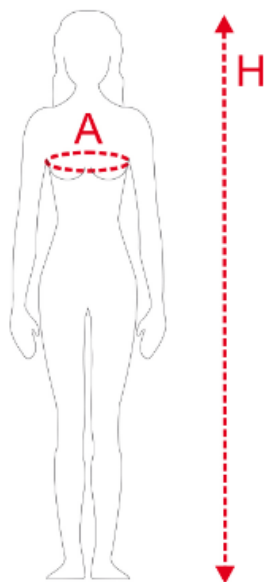
SIZE	TG	A	B
XS	6	12	19
S	7	12,5	20
M	8	13	21
L	9	13,5	22
XL	10	14	23
2XL	11	14,5	24
3XL	12	15	25

These tables are indicative

The measurements are in cm and must be taken on the body (not on the clothes)

WOMEN'S SIZES

JACKETS

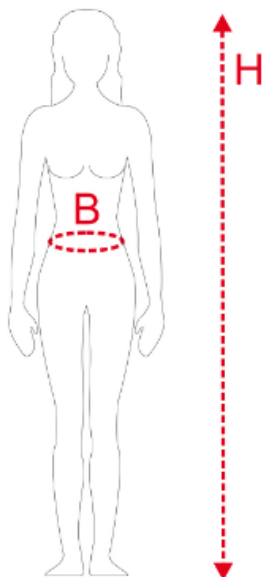


SIZE	TG	H	A
XS	40	156/170	80/86
S	42	156/170	84/90
M	44	156/170	88/94
L	46	160/180	92/98
XL	48	160/180	96/102
2XL	50	160/180	100/106

These tables are indicative

The measurements are in cm and must be taken on the body (not on the clothes)

PANTS

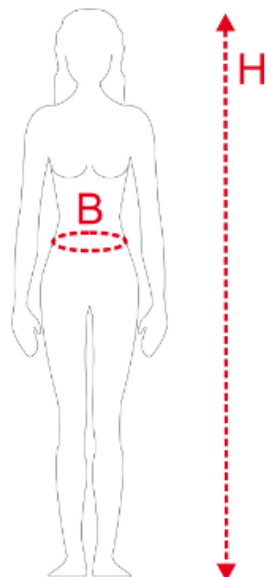


SIZE	TG	H	B
XS	40	156/170	66/70
S	42	156/170	70/74
M	44	156/170	74/80
L	46	160/180	80/86
XL	48	160/180	86/92
2XL	50	160/180	92/98

These tables are indicative

The measurements are in cm and must be taken on the body (not on the clothes)

JEANS

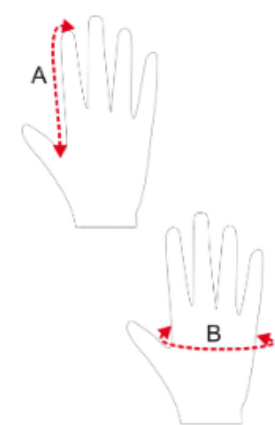


SIZE	TG	H	B
2XS	38	156/170	62/66
XS	40	156/170	66/70
S	42	156/170	70/74
M	44	156/170	74/80
L	46	160/180	80/86
XL	48	160/180	86/92
2XL	50	160/180	92/98

These tables are indicative

The measurements are in cm and must be taken on the body (not on the clothes)

GLOVES



SIZE	TG	A	B
XS	6	11	18
S	7	11,5	19
M	8	12	20
L	9	12,5	21
XL	10	13	22

These tables are indicative

The measurements are in cm and must be taken on the body (not on the clothes)