

SIZE CHARTS

WATER

WETSUITS

MEN *

	SIZE		HEIGHT		WEIGHT		CHEST	
	USA	EURO	CM	FT'/IN"	KG	LBS	CM	IN"
	XS	46	169-175	5'7"-5'9"	54-62	119-137	88-93	35-37
	S	48	172-178	5'8"-5'10"	62-70	137-154	93-98	37-39
TALL	ST	94	179-184	5'10"-6'0"	65-74	143-163	92-98	36-39
SHORT	MS	25	167-174	5'6"-5'9"	66-75	146-165	98-104	39-41
	M	50	175-181	5'9"-5'11"	70-78	154-172	98-103	39-41
TALL	MT	98	182-189	5'11"-6'2"	73-82	161-181	97-103	38-41
SHORT	LS	26	170-177	5'7"-5'10"	74-83	163-183	103-109	41-43
	L	52	178-184	5'10"-6'0"	78-86	172-190	103-108	41-43
TALL	LT	102	185-192	6'1"-6'4"	81-90	179-198	102-108	40-43
SHORT	XLS	27	173-180	5'8"-5'11"	82-91	181-201	108-114	43-45
	XL	54	181-187	5'11"-6'2"	86-94	190-207	108-113	43-44
TALL	XLT	106	188-195	6'2"-6'5"	89-98	196-216	107-113	42-44
SHORT	XXLS	28	176-183	5'9"-6'0"	90-98	198-216	113-119	44-47
	XXL	56	184-190	6'0"-6'3"	94-102	207-225	113-118	44-46
	3XL	58	186-193	6'1"-6'4"	102-111	225-245	118-125	46-49
	4XL	60	187-196	6'2"-6'5"	111-120	245-265	125-134	49-53

WOMEN *

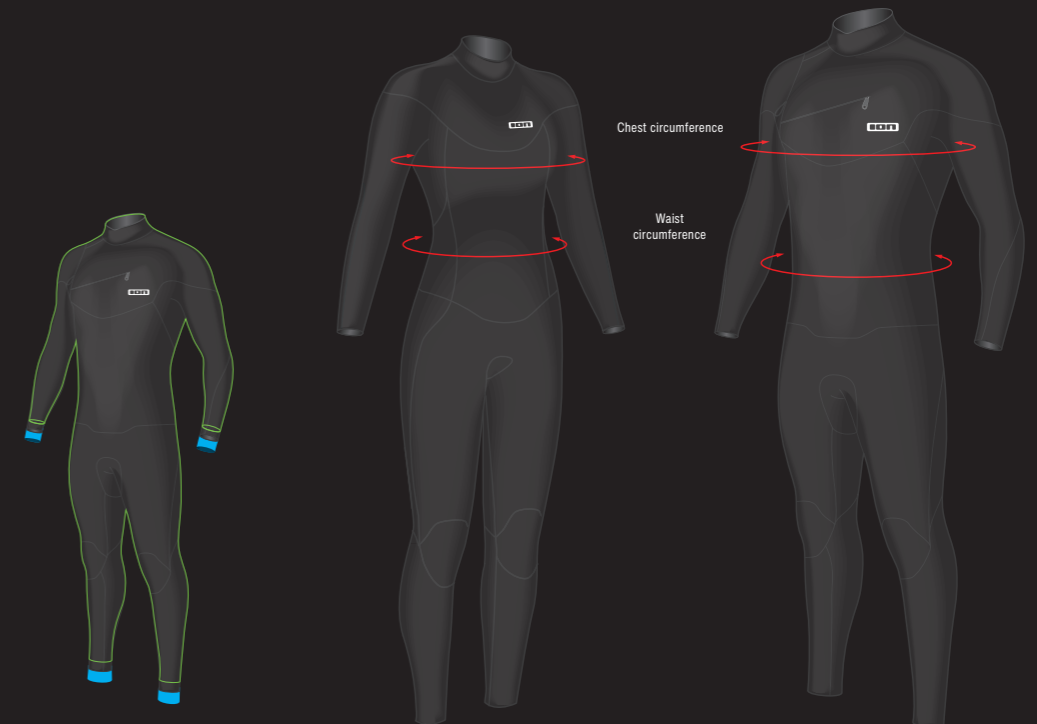
	SIZE		HEIGHT		WEIGHT		CHEST	
	USA	EURO	CM	FT'/IN"	KG	LBS	CM	IN"
	XXS	32	155-161	5'1"-5'3"	41-49	90-108	76-81	30-32
	XS	34	157-165	5'2"-5'5"	46-54	101-119	80-85	31-33
	S	36	161-170	5'3"-5'7"	53-61	117-135	84-89	33-35
SHORT	MS	19	158-167	5'2"-5'6"	60-70	132-154	88-93	35-37
	M	38	166-175	5'5"-5'9"	60-69	132-152	88-93	35-37
TALL	MT	76	174-185	5'9"-6'1"	64-73	141-161	88-93	35-37
	L	40	170-180	5'7"-5'11"	64-75	141-165	92-97	36-38
TALL	LT	80	176-190	5'9"-6'3"	72-80	159-176	92-97	36-38
	XL	42	174-190	5'9"-6'3"	75-90	165-198	96-101	38-40

JUNIOR *

	SIZE		HEIGHT		WEIGHT		CHEST	
	USA	EURO	CM	FT'/IN"	KG	LBS	CM	IN"
	4	104	104-112	3'5"-3'8"	15-22	33-49	55-60	22-24
	6	116	110-123	3'8"-4'0"	21-28	46-62	60-65	24-26
	8	128	124-134	4'1"-4'5"	27-34	60-75	65-70	26-28
	10	140	135-145	4'5"-4'9"	33-40	73-88	70-75	28-30
	12	152	146-155	4'9"-5'1"	39-46	86-101	75-80	30-31
	14	164	156-165	5'1"-5'4"	45-52	99-115	80-85	31-33
	16	176	166-176	5'5"-5'9"	51-58	112-128	85-90	33-35

SIZE CHARTS

WATER



■ Normal sizes: normal proportions of body height, weight and width
■ Short size: shorter body, arms and legs than normal sizes.
■ Tall size: longer body, arms and legs than normal sizes.

* Please note: measurements stated below can be only an estimation of the matching wetsuit size!
 Please always try on the wetsuit to be sure you feel comfortable!

BOOTS & SHOES

EURO	USA	UK	APPROX. FOOTLENGTH inner sole length (+/-5mm tolerance)
36	5	4	22 cm
37	6	5	23 cm
38-39	7	6	24 cm
40-41	8	7	25 cm
42	9	8	26 cm
43-44	10	9	27 cm
45-46	11	10	28 cm
47-48	12	11	29 cm

These boot sizes can only be an approximate estimation!
 Please always try out if your size fits nice and snug!

GLOVES

SIZE	CIRCUMFERENCE AROUND KNUCKLE
XS	19.5 cm
S	20.5 cm
M	21.5 cm
L	22.5 cm
XL	23.5 cm

BEANIES & HOODS

CIRCUMFERENCE AROUND HEAD, 2CM ABOVE EYEBROWS	
	Beanies, Neo Hoods
54 cm	
56 cm	S
58 cm	M
60 cm	L
61 cm	
62 cm	XL

SIZE CHARTS

WATER

VESTS

MEN & JUNIOR *

	SIZE		HEIGHT		CHEST	
	USA	EURO	CM	FT' / IN"	CM	IN"
	128	8	124-134	4'1"-4'5"	46-56	18-22
	140	10	140-154	4'7"-5'0"	56-66	22-26
	152	12	152-166	4'11"-5'5"	66-76	26-30
	XS	46	164-170	5'4"-5'7"	72-82	28-32
	S	48	168-174	5'7"-5'9"	80-90	31-35
	M	50	172-178	5'8"-5'10"	88-99	35-39
	L	52	176-184	5'10"-6'0"	97-108	38-43
	XL	54	182-189	5'11"-6'2"	106-116	42-46
	XXL	56	187-194	6'2"-6'5"	114-125	45-49
	XXXL	58	192-200	6'3"-6'7"	123-132	48-52

WOMEN *

	SIZE		HEIGHT		CHEST	
	USA	EURO	CM	FT' / IN"	CM	IN"
	XS	46	158-164	5'2"-5'4"	72-82	28-32
	S	48	162-170	5'4"-5'7"	80-90	31-35
	M	50	168-176	5'7"-5'9"	88-97	35-39
	L	52	174-182	5'9"-5'11"	97-108	38-43
	XL	54	180-188	5'11"-6'2"	106-116	42-46

HELMETS & HIPBELT

HELMET

SIZE	HEAD CIRCUMFERENCE	
	CM	IN"
S-M	51-56	20-22
M-L	55-61	21.5-25

HIPBELT

SIZE	WAIST	
	CM	IN"
S-M	70-90	27.5-35.5
L-XL	90-110	35.5-43

SIZE CHARTS

WATER

HARNESSES - STANDARD

MEN *

	SIZE		WAIST	
	USA	EURO	CM	IN"
	XS	46	66-76	26-29
	S	48	74-84	28-32
	M	50	82-92	31-34
	L	52	90-100	33-36
	XL	54	98-108	35-39
	XXL	56	106-116	38-41

IF YOUR BODY HEIGHT IS IN BETWEEN REGULAR AND TALL, PLEASE MEASURE YOUR BACK LENGTH FOR THE BEST SIZING RECOMMENDATION.

* DEDUCT 1CM OF YOUR MEASURED BACK LENGTH IF YOU ARE A FREESTYLE ORIENTED RIDER.

WOMEN *

	SIZE		WAIST	
	USA	EURO	CM	IN"
	XS	34	58-68	24-27
	S	36	66-76	26-29
	M	38	74-84	28-31
	L	40	82-92	30-33

IF YOUR BODY HEIGHT IS IN BETWEEN REGULAR AND TALL, PLEASE MEASURE YOUR BACK LENGTH FOR THE BEST SIZING RECOMMENDATION.

* DEDUCT 1CM OF YOUR MEASURED BACK LENGTH IF YOU ARE A FREESTYLE ORIENTED RIDER.

JUNIOR *

	SIZE		WAIST	
	USA	EURO	USA	YEARS
	4	104		
	6	116	XXXS	6-9
	8	128	XS	8-12
	10	140	XS	10-14
	12	152		
	14	164		
	16	176		

WING HARNESS

SIZE	WAIST		
	USA	EURO	CM
S-M	48-50	70-90	27.5-35.5
L-XL	52-54	90-110	35.5-43

SIZE CHARTS WATER

HARNESSES - 3D FIT TECHNOLOGY

MEN *

	SIZE		WAIST		BACK LENGTH	
	USA	EURO	CM	IN"	CM	IN"
	S	48	74-84	28-32	≤ 48	≤ 19
TALL	ST	94	74-84	28-32	> 48	> 19
	M	50	82-92	31-34	≤ 50	≤ 19,7
TALL	MT	98	82-92	31-34	> 50	> 19,7
	L	52	90-100	33-36	≤ 52	≤ 20,5
TALL	LT	102	90-100	33-36	> 52	> 20,5
	XL	54	98-108	35-39		

WOMEN *

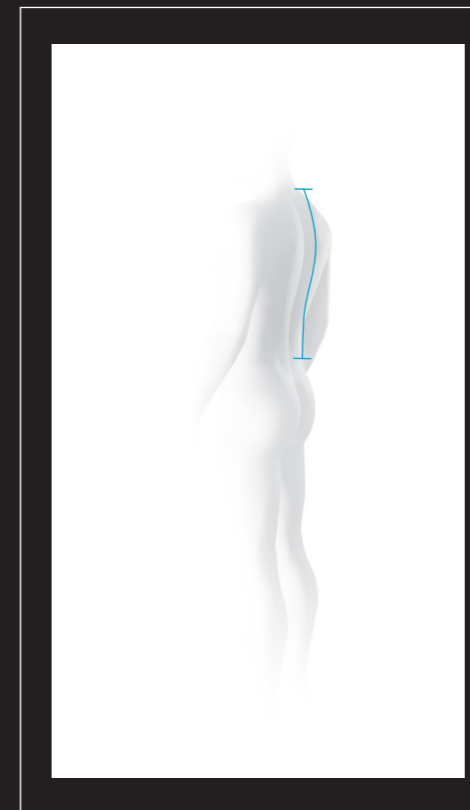
	SIZE		WAIST		BACK LENGTH	
	USA	EURO	CM	IN"	CM	IN"
	XS	34	58-68	24-27		
	S	36	66-76	26-29	≤ 45	≤ 17,3
TALL	ST	72	66-76	26-29	> 45	> 17,3
	M	38	74-84	28-31	≤ 46	≤ 17,7
TALL	MT	76	74-84	28-31	> 46	> 17,7
	L	40	82-92	30-33		

Find the perfect size by using the 3D Fit Technology Sizing Guide. Click to discover the Guide:
<https://experience.ion-products.com/lp/3DFitTechnology/#sizechart>

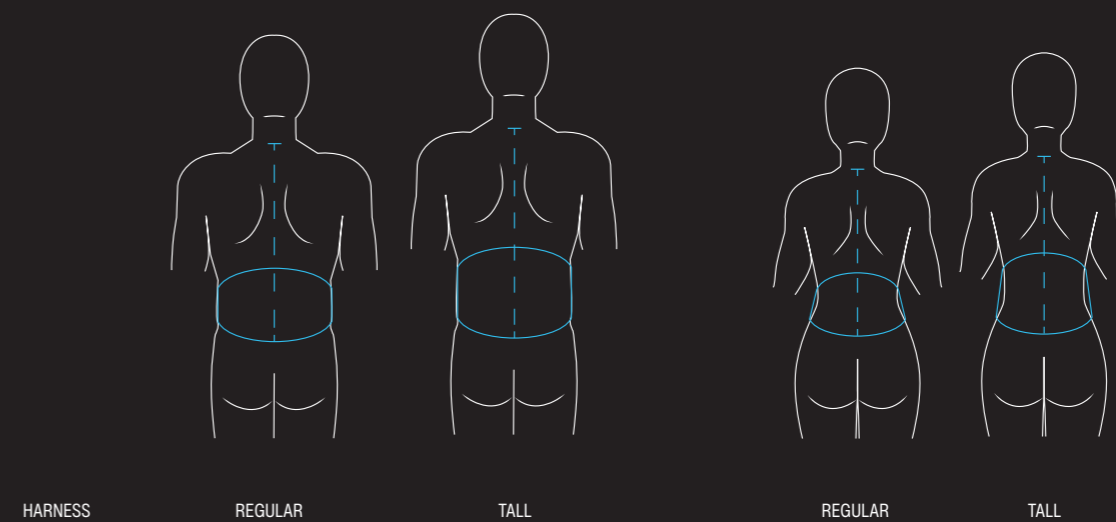
or scan this Code with your phone:



SIZE CHARTS WATER



To determine your back length, use a measuring tape to measure yourself from the 7th cervical vertebra (it clearly protrudes) down to your pelvic bone. The sizes are advisory only. All harnesses should be tried on in person.



HARNESSES

REGULAR

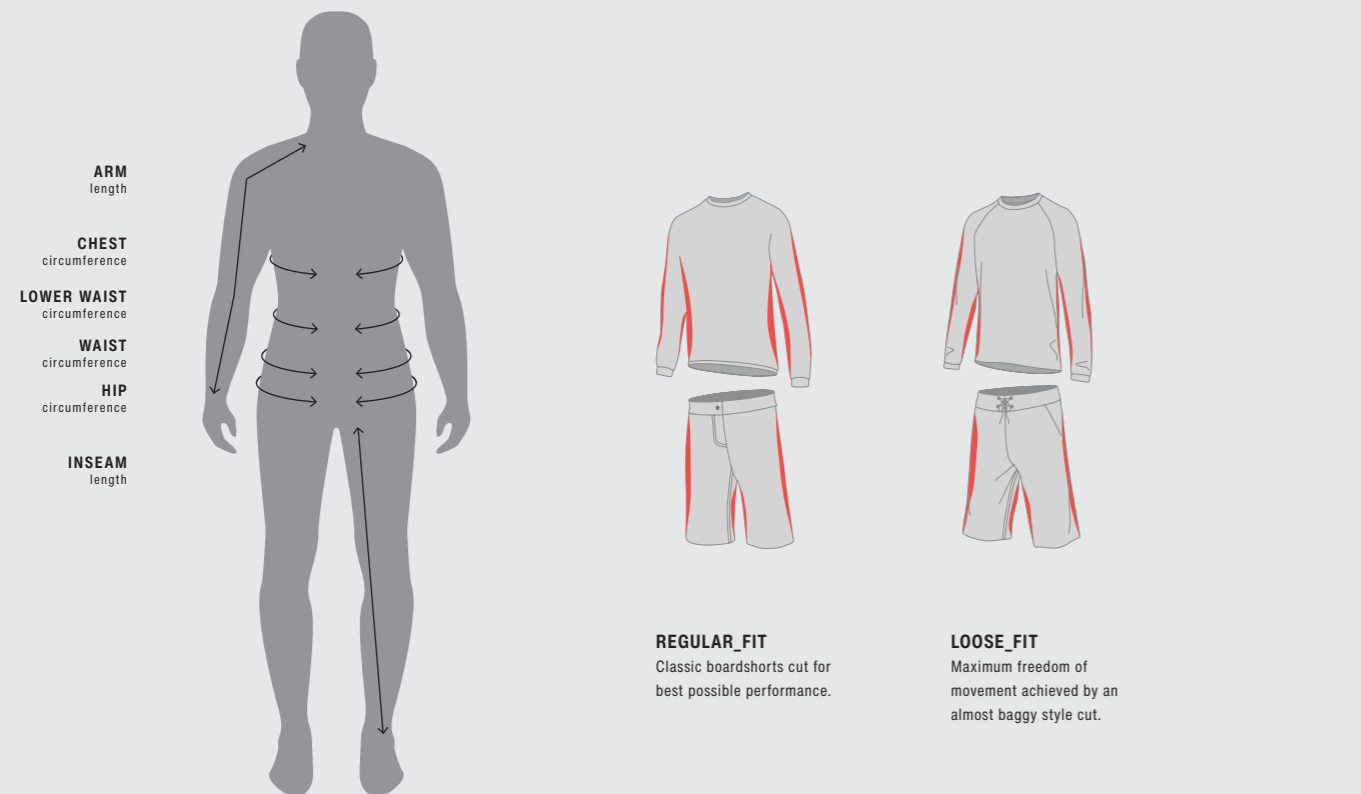
TALL

REGULAR

TALL

FIT GUIDE

SIZE CHARTS



ARM
length

CHEST
circumference

LOWER WAIST
circumference

WAIST
circumference

HIP
circumference

INSEAM
length

REGULAR_FIT
Classic boardshorts cut for best possible performance.

LOOSE_FIT
Maximum freedom of movement achieved by an almost baggy style cut.

APPAREL

MEN

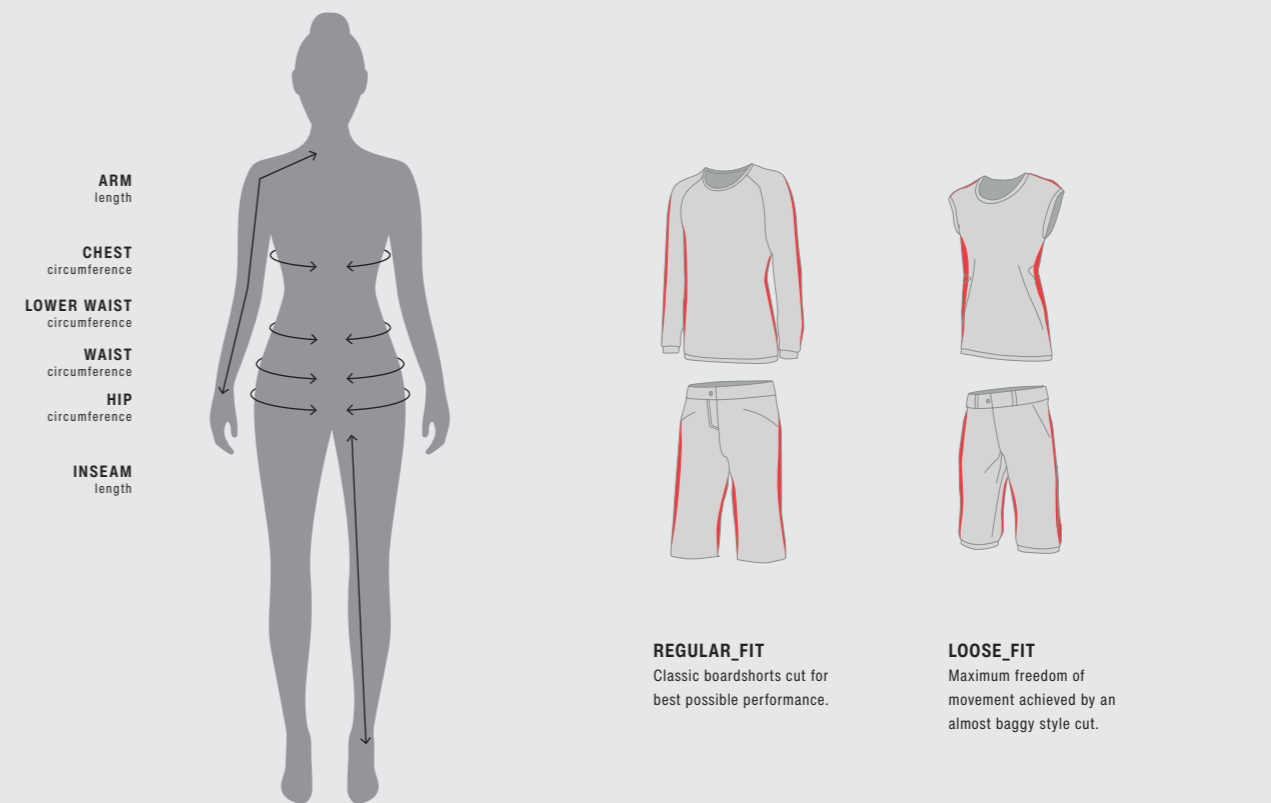
SIZE_TOPS MEN	XS		S		M		L		XL		XXL	
	Euro / cm	US / inch	Euro / cm	US / inch	Euro / cm	US / inch	Euro / cm	US / inch	Euro / cm	US / inch	Euro / cm	US / inch
Arm length	70 - 72	27,5 - 28,5	73 - 75	28,5 - 29	76 - 78	29,5 - 30,5	79 - 81	31 - 31,5	82 - 84	32 - 33	85 - 87	33 - 34
Chest circumference	86 - 90	34 - 35,5	91 - 95	35,5 - 37,5	96 - 100	37,5 - 39	101 - 105	39 - 41	106 - 110	41 - 43	111 - 115	43 - 45
Waist circumference	75 - 79	29,5 - 31	80 - 84	31 - 33	85 - 89	33 - 35	90 - 94	35 - 37	95 - 99	37 - 38,5	100 - 104	39 - 40,5
Hip circumference	86 - 90	33,5 - 35,5	91 - 96	35,5 - 38	97 - 102	38 - 40	103 - 108	40 - 42	109 - 114	42,5 - 44,5	115 - 120	44,5 - 47

SIZE_BOTTOMS MEN	XS		S		M		L		XL		XXL	
	Euro / cm	US / inch	Euro / cm	US / inch	Euro / cm	US / inch	Euro / cm	US / inch	Euro / cm	US / inch	Euro / cm	US / inch
Lower waist circumference	75 - 80	29 - 31	81 - 86	31,5 - 33,5	87 - 92	34 - 36	93 - 98	36 - 38	99 - 104	39 - 40,5	105 - 110	41 - 43
Hip circumference	85 - 90	33 - 35	91 - 96	35 - 38	97 - 102	38 - 40	103 - 108	40 - 42	109 - 114	42 - 44	115 - 120	44 - 47
Inseam length	77 - 82	30 - 32	77 - 82	30 - 32	83 - 85	32 - 33	86 - 88	34 - 35	86 - 88	34 - 35	89 - 91	35 - 36

* The following size charts will help you to estimate your individual size. Please consider the chart only as approximate values. For a perfect fit we recommend to try on. For knee and elbow pads we recommend a tight fit in order to ensure the best protection.

FIT GUIDE

SIZE CHARTS



ARM
length

CHEST
circumference

LOWER WAIST
circumference

WAIST
circumference

HIP
circumference

INSEAM
length

REGULAR_FIT
Classic boardshorts cut for best possible performance.

LOOSE_FIT
Maximum freedom of movement achieved by an almost baggy style cut.

APPAREL

WOMEN

SIZE_TOPS WOMEN	XS		S		M		L		XL	
	Euro / cm	US / inch	Euro / cm	US / inch	Euro / cm	US / inch	Euro / cm	US / inch	Euro / cm	US / inch
Arm length	65 - 67	25 - 26	68 - 70	26,5 - 27	71 - 73	27,5 - 28	74 - 76	28,5 - 29,5	77 - 79	30 - 31
Chest circumference	80 - 84	31 - 32,5	85 - 89	33 - 34,5	90 - 94	35 - 36,5	95 - 99	37 - 38,5	100 - 104	39 - 40,5
Waist circumference	60 - 64	23 - 25	65 - 69	25 - 27	70 - 74	27 - 29	75 - 79	29 - 30,5	80 - 84	31 - 32,5
Hip circumference	87 - 92	34 - 36	93 - 98	36 - 38	99 - 104	39 - 40,5	105 - 110	41 - 43	111 - 116	43 - 45

SIZE_BOTTOMS WOMEN	XS		S		M		L		XL	
	Euro / cm	US / inch	Euro / cm	US / inch	Euro / cm	US / inch	Euro / cm	US / inch	Euro / cm	US / inch
Lower waist circumference	72 - 77	28 - 30	78 - 83	30 - 32	84 - 89	33 - 35	90 - 95	35 - 37	96 - 101	37 - 39
Hip circumference	87 - 92	34 - 36	93 - 98	36 - 38	99 - 104	39 - 40,5	105 - 110	41 - 43	111 - 116	43 - 45
Inseam length	77 - 79	30 - 31	77 - 79	30 - 31	80 - 82	31 - 32	80 - 82	31 - 32	83 - 85	32 - 33