

Category FLIP UP
 Use TOURING
 Material EIRT
 Energy Impact Resistant Thermoplastic

GLIDE

Flip-up helmets for the most demanding riders. The double P/J homologation allows it to be used both as an open face and a full-face helmet, ensuring maximum safety in both conditions. An efficient ventilation system provides maximum comfort to the rider, even on long journeys and all weather conditions.

The extra wide visor provides the rider with an excellent view of the road. SMK Glide comes with an exciting range of features like Internal Retractable Sun Visor, Wind Stops, Original Pinlock® visors to prevent fogging. Integrated customized Bluetooth add-ons are also available.

SHELL								
EPS	M	M	M	L	L	XL	XL	XL
HELMET SIZE	XS	S	M	L	XL	XXL	XXXL	XXXXL
	54	55	57	59	61	62	64	65

Category FLIP UP
 Use TOURING
 Material  Energy Impact Resistant Thermoplastic

GULLWING

Flip-up helmet for tourers and everyday commuters, this helmet provides comfortable fit and a dynamic outer shell design. The double P/J homologation allows it to be used both as an open face and a full-face helmet, ensuring maximum safety in both conditions. A smartly designed vent system on the top and mouth areas along with the clear vision of flat high-grade Pinlock® ready visor offer full comfort even on extreme weather circumstances both on long trips and everyday commuting. SMK Gullwing offers a complete range of features such as Internal Retractable Sun Visor, Wind Stops, and Original Pinlock® ready visor to prevent fogging. Available in solid color and high-visibility versions, these helmets offer you complete Style & Safety!



SHELL								
EPS	S	S	S	M	M	L	L	L
HELMET SIZE	XS	S	M	L	XL	XXL	XXXL	XXXXL
	54	55	57	59	61	62	64	65

Category FULL FACE / FLIP OFF / 5 versions possible
 Use TOURING
 Material EIRT
 Energy Impact Resistant Thermoplastic

HYBRID evo



Unique combination of 5 helmet versions in one, for multitasking riders. The double P/J homologation allows it to be used both as an open face and a full face helmet, ensuring maximum safety in both conditions. An efficient ventilation system provides maximum comfort to the rider, even on long journeys and extreme weather conditions. The extra wide visor provides the rider with an excellent view of the road. SMK Hybrid Evo comes with an exciting range of features like Internal Retractable Sun Visor, Wind Stops, Original Pinlock® Fitted visor to prevent fogging. Also available customized Bluetooth device.

SHELL								
EPS	M	M	M	L	L	XL	XL	XL
HELMET SIZE	XS	S	M	L	XL	XXL	XXXL	XXXXL
	54	55	57	59	61	62	64	65

Category FULL FACE
 Use TOURING
 Material  Premium Fiber Technology
 Carbon Fiber Technology

TITAN

The full-face helmet designed with Advanced Composites (dual composite fiber or carbon fiber) defines Extreme Luxury and Safety for both motorsports and touring enthusiasts. The aggressive and new-age design makes this helmet very attractive. At high speeds the rider feels quiet inside the helmet because of its aerodynamic design. An efficient ventilation system provides maximum comfort to the rider, even on long journeys and extreme weather conditions. It is equipped with an extra-wide outer visor that can be locked on safely with a one-touch button. It also comes with an easy to use inner sun visor, super soft fabric liners, original Pinlock® visor and wind stopping chin-cuff.


SHELL						
EPS	S	S	L	L	L	L
HELMET SIZE	XS	S	M	L	XL	XXL
	54	55	57	59	61	62

Category FULL FACE
 Use TOURING
 Material EIRT
 Energy Impact Resistant Thermoplastic

FORCE steel

Full face helmet made using the latest generation materials for maximum safety and style. Its aggressive design, with special laser engraved steel inserts, gives the helmet a unique look and feel.

The extra wide, flat visor gives the rider an excellent view of the road. An efficient ventilation system, with unique air intakes on the chin-guard and top of the helmet along with 2 more side front vents, provide maximum comfort to the rider, even on long journeys and all weather conditions. SMK Force Steel comes with an exciting range of features like Internal Retractable Sun Visor, Wind Stops and Original Pinlock® ready visor to prevent fogging.

SHELL					
EPS	M	M	M	L	L
HELMET SIZE	XS	S	M	L	XL
	54	55	57	59	61

Category FULL FACE
 Use TOURING
 Material EIRT
 Energy Impact Resistant Thermoplastic

FORCE

Full face helmet, made using the latest generation materials for maximum safety and style comes with an aggressive design and eye-catching graphics, which gives it a unique look and feel.

The extra wide, flat visor, gives the rider an excellent view of the road. An efficient ventilation system, with unique air intakes on the chin-guard and top of the helmet along with two more side vents, provides maximum comfort to the rider even on long journeys and under all weather conditions.

SMK Force comes with an exciting range of features like Internal Retractable Sun Visor, Wind Stops and Original Pinlock® Ready visor to prevent fogging.


SHELL					
EPS	M	M	M	L	L
HELMET SIZE	XS	S	M	L	XL
	54	55	57	59	61

Category FULL FACE
 Use TOURING
 Material EIRT
 Energy Impact Resistant Thermoplastic

TWISTER

Full-face helmet, made using the latest generation materials for maximum safety and style. Its neutral design, with eye-catching graphics, makes it the perfect choice for a wide range of riders. The extra wide visor gives the rider an excellent view of the road. An efficient ventilation system, with air intakes on the chin-guard and top of the helmet provides maximum comfort to the rider, even on long journeys and all weather conditions.

SMK Twister comes with an exciting range of features like Internal Retractable Sun Visor, Wind Stops and Original Pinlock® ready visor to prevent fogging. Integrated customized Bluetooth add-ons are also available.

SHELL						
EPS	M	M	M	L	L	
HELMET SIZE	XS 54	S 55	M 57	L 59	XL 61	

Category FULL FACE
 Use TOURING

TYPHOON

Material  Energy Impact Resistant Thermoplastic

Full-face helmet with a compact and aerodynamic shell design appeals to sports tourers and daily commuters alike! The Typhoon range of helmets from SMK comes with industry-leading safety and comfort features.

Enhanced with amazing graphics or plain solid colors, it gives you the option to pick one that matches your lifestyle! A complete ventilation system with vents on the mouth area, on the sides and top keeps you cool and comfortable on long rides. Original Pinlock® ready visor with an easy-to-use inner sun visor lets you enjoy your rides in total safety under all weather conditions.

SHELL						
EPS			L			
HELMET SIZE	XS 54	S 55	M 57	L 59	XL 61	

Category FULL FACE
 Use TOURING
 Material EIRT
 Energy Impact Resistant Thermoplastic

STELLAR

Full-face helmet, made using the latest generation materials for maximum safety and style. It is characterized by bold contours and a strong and aggressive design. A light weight and superior fit give riders great comfort even during long durations of use.

The extra wide, one touch replaceable visor, provides an excellent view of the road. An efficient ventilation system, with advanced channelled air intakes on the chin-guard and top of the helmet provides maximum comfort even on long journeys and under all weather conditions. SMK Stellar comes with an exciting range of features like Wind Stops and Original Pinlock® ready visor to prevent fogging.


SHELL						
EPS	M	M	L	L	L	L
HELMET SIZE	XS 54	S 55	M 57	L 59	XL 61	XXL 62

Category FULL FACE
 Use TOURING / CAFE' RACER
 Material EIRT
 Energy Impact Resistant Thermoplastic

RETRO

Retro never goes out of style! The SMK Retro is a modern take on timeless design aesthetics coupled with advanced impact absorption materials to give riders superior protection at all times, in style!

The Retro can also be customized according to individual riding preferences and lifestyle tastes. The plush suede fabrics and real leather cushion cradling the rider's face gives an extra sense of comfort and richness to the helmet. Extra side covers make it a good choice for use with sunglasses or goggles. It comes with original Pinlock® ready visor to prevent fogging.

SHELL						
EPS	M	M	L	L	L	
HELMET SIZE	XS 54	S 55	M 57	L 59	XL 61	


Category OPEN FACE
 Use TOURING / CAFE' RACER
 Material EIRT
 Energy Impact Resistant Thermoplastic

RETRO JET

Retro never goes out of style!

The SMK Retro is a modern take on timeless lines, with advanced impact absorption materials protecting the rider at all times.

The Retro can also be customized as per individual tastes. The plush suede fabrics and real leather cushioning the rider give an extra comfort and sense of richness to the helmet. Extra side covers allow the use with goggles only.

SHELL						
EPS	M	M	L	L	L	
HELMET SIZE	XS 54	S 55	M 57	L 59	XL 61	

Category OPEN FACE
 Use CITY
 Material EIRT
 Energy Impact Resistant Thermoplastic

DERBY

SMK Derby helmet is made using the latest generation thermoplastics. It is characterized by a retro peak, along with an internal retractable sun visor, which is operated by a convenient gesture.

Available in a wide range of trendy and attractive colours, SMK Derby is ideal for everyday commutes as well as pleasure rides during the weekends.

SHELL						
EPS	M	M	M	L	L	
HELMET SIZE	XS 54	S 55	M 57	L 59	XL 61	

Category OPEN FACE
 Use CITY
 Material EIRT
 Energy Impact Resistant Thermoplastic

PHOENIX

SHELL					
EPS	M	M	M	L	L
HELMET SIZE	XS 54	S 55	M 57	L 59	XL 61

Elegant, trendy, sophisticated SMK Phoenix is the urban open face helmet, for riders who are attentive to details. It is characterized by unique visor and carbon finish embellishments, giving it a modern yet classy look. It comes with an internal retractable sun visor, which is operated by a small gesture.

Category OPEN FACE
 Use CITY
 Material EIRT
 Energy Impact Resistant Thermoplastic


SIRIUS

SHELL					
EPS	M	M	M	L	L
HELMET SIZE	XS 54	S 55	M 57	L 59	XL 61

Light, young, versatile, SMK Sirius is for urban commuters, who don't mind longer road trips. It is characterized by a unique visor design, and is available in fashionable colours, with laser etched steel finishing, giving it a contemporary look. SMK Sirius comes with an internal retractable sun visor, which is operated by a small gesture.

Category OPEN FACE
 Use CITY
 Material EIRT
 Energy Impact Resistant Thermoplastic



SWING

SHELL					
EPS	M	M	M	L	L
HELMET SIZE	XS 54	S 55	M 57	L 59	XL 61

SMK Swing is in response to the needs of the city rider, who also fancies occasional road trips. The elongated face shield gives the rider a feeling of added protection from wind, dust, bugs and other elements. It has an internal retractable Sun Visor, which conveniently operates simple flick on the helmet!

Category OPEN FACE
 Use CITY
 Material EIRT
 Energy Impact Resistant Thermoplastic

COOPER

SHELL					
EPS	M	M	M	L	L
HELMET SIZE	XS 54	S 55	M 57	L 59	XL 61

SMK Cooper is a helmet suitable for all ages and everyday use. Its trendy design and superior safety features make it good choice for all types of riding, be it city commute or pleasure biking in the winding canyon roads.

The elongated face shield gives a feeling of added protection to the lower extremities of the face from the wind and other elements. SMK Cooper comes with an internal retractable sun visor, which is operated with a simple flick on the helmet.

Category OPEN FACE
 Use CITY
 Material EIRT
 Energy Impact Resistant Thermoplastic

STREEM

SHELL						
EPS	M	M	M	M	L	L
HELMET SIZE	XXS 52	XS 54	S 55	M 57	L 59	XL 61

Open-face helmet, equipped with large visor, made using the latest generation materials for maximum safety and style. It is characterized by bold contours and a strong, aggressive design. A lightweight and superior fit gives riders great comfort during extended duration of use.

An efficient ventilation system, with advanced channelled air intakes on the front along with washable liners and removable neck-roll, provides maximum comfort and flexibility of use to the rider in all weather conditions.